

GENERAL NOTES

1. THESE DRAWING MUST NOT BE SCALED.
2. THE GENERAL CONTRACTOR SHALL VERIFY ALL DIMENSIONS, MATERIALS AND FINISHES TO BE SHOWN ON THIS DRAWING AND REPORT ANY DISCREPANCIES TO THE ARCHITECT IMMEDIATELY.
3. ALL DIMENSIONS ARE TO FACE UNLESS OTHERWISE NOTED.
4. FINISHES AND MATERIALS TO BE SHOWN ON THIS DRAWING ARE TO BE USED UNLESS OTHERWISE NOTED.
5. THE GENERAL CONTRACTOR SHALL VERIFY ALL DIMENSIONS, MATERIALS AND FINISHES TO BE SHOWN ON THIS DRAWING AND REPORT ANY DISCREPANCIES TO THE ARCHITECT IMMEDIATELY.
6. THE GENERAL CONTRACTOR SHALL VERIFY ALL DIMENSIONS, MATERIALS AND FINISHES TO BE SHOWN ON THIS DRAWING AND REPORT ANY DISCREPANCIES TO THE ARCHITECT IMMEDIATELY.

Exterior walls 175.8 M

EW4 3.2 M

EW3B 3.2 M

P2 134.8 M

P6 144.6 M

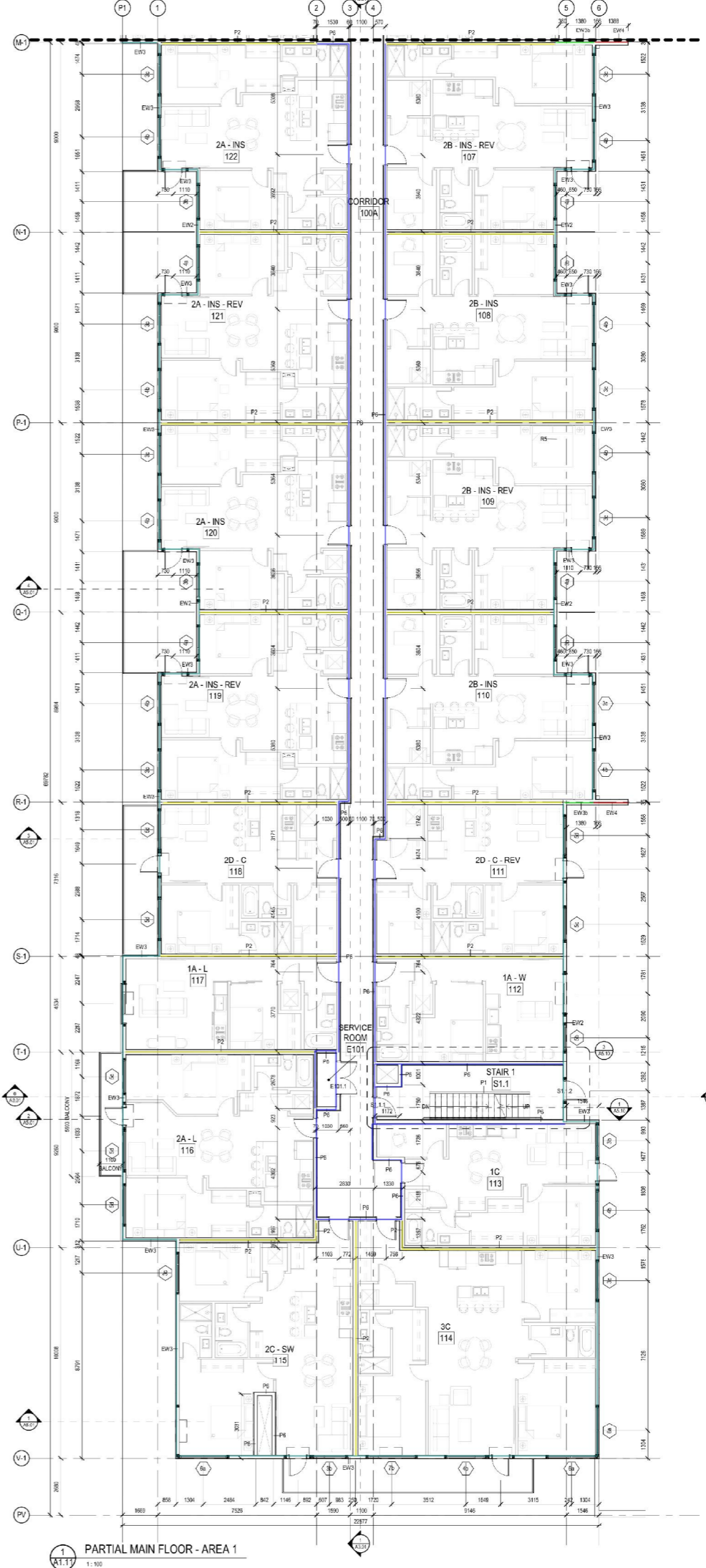
3 MAIN FLOOR KEY PLAN - AREA 1
1:1000

CEILING LEGEND

- GYPSUM BOARD CEILING ON METAL FRAMING @ 360 BELOW STRUCTURE
- GYPSUM BOARD CEILING ON METAL FRAMING @ 300 BELOW STRUCTURE
- GYPSUM BOARD CEILING @ US STRUCTURE
- GYPSUM BOARD CEILING @ US STRUCTURE
- 600 x 1200 ACT @ 2438
- PREFINISHED METAL SOFFIT @ US BALCONY
- EXPANSION JOINT



2 PARTIAL MAIN FLOOR RCP - AREA 1
1:100



1 PARTIAL MAIN FLOOR - AREA 1
1:100



**KINDRACHUK
AGREY
ARCHITECTURE**

120 - 616 MAIN STREET
SASKATOON, SASKATCHEWAN
CANADA, S7N 0J6
306.694.2100
DESIGN@KAA.CA

CONSULTANT

SEAL - PERMIT



NO	DATE	REVISION
6	23.02.23	ISSUED FOR BUILDING PERMIT



**SoSA APARTMENTS
MERIDIAN DEVELOPMENT**

250 HUNTER ROAD
SASKATOON, SASKATCHEWAN

MAIN FLOOR
PLAN - AREA 1

PROJECT #: 2252

A1.11

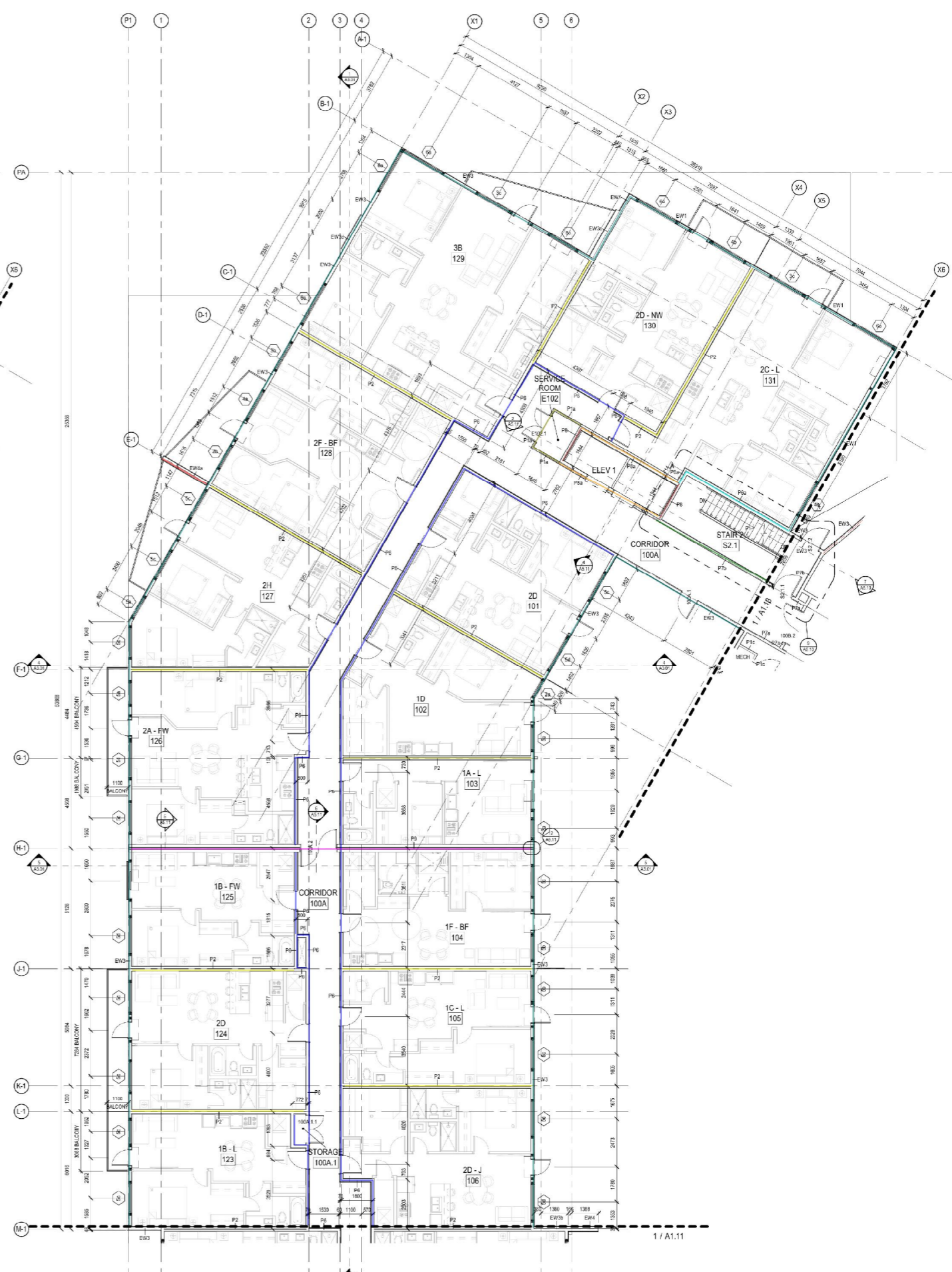
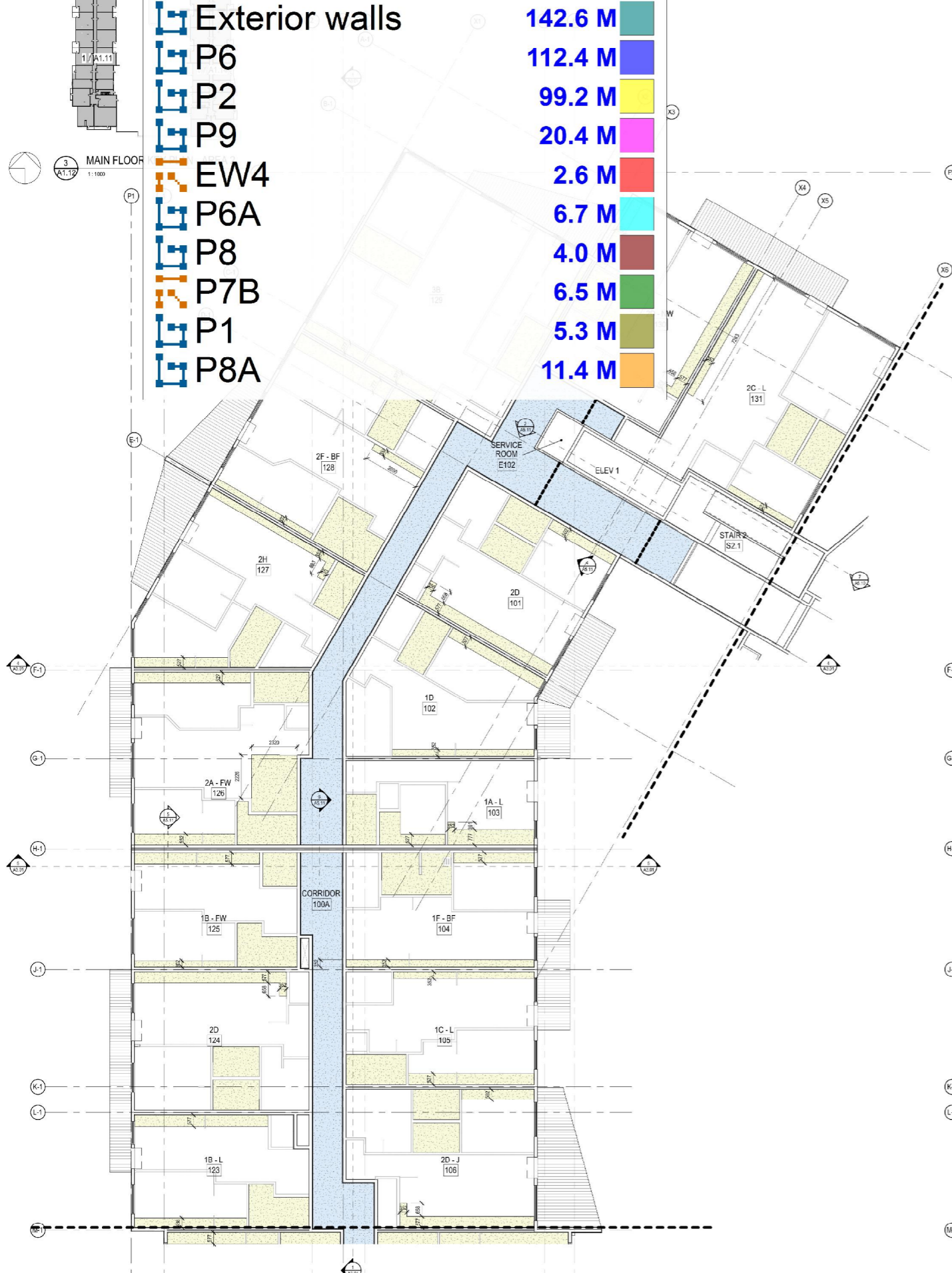
- GENERAL NOTES**
1. THESE DRAWINGS MUST NOT BE SCALED.
 2. THE GENERAL CONTRACTOR SHALL VERIFY ALL DIMENSIONS, DATUMS AND LEVELS PRIOR TO COMMENCEMENT OF WORK.
 3. ALL ERRORS AND OMISSIONS TO BE REPORTED IMMEDIATELY TO CONSULTANT.
 4. VARIATIONS AND MODIFICATIONS TO WORK SHOWN IN THESE DRAWINGS SHALL NOT BE CARRIED OUT WITHOUT THE WRITTEN PERMISSION OF THE CONSULTANT.
 5. UNLESS NOTED OTHERWISE, DIMENSIONS ARE TO CENTER OF INTERIOR STUD WALLS OR FACE OF SHEATHING ON EXTERIOR STUD WALLS AND FACE OF CONCRETE AND MASONRY.
 6. UNLESS NOTED OR DIMENSIONS OTHERWISE, DOORS ARE TO BE LOCATED WITH THE FACE OF FRAME 100 MM AWAY FROM THE FACE OF THE ADJACENT WALL.

- CEILING LEGEND**
- GYPSUM BOARD CEILING ON METAL FRAMING @ 300 BELOW STRUCTURE
 - GYPSUM BOARD CEILING ON METAL FRAMING @ 300 BELOW STRUCTURE
 - GYPSUM BOARD CEILING @ U/S STRUCTURE
 - GYPSUM BOARD CEILING @ U/S STRUCTURE
 - 600 x 1200 ACT @ 2438
 - PREFINISHED METAL SOFFIT @ U/S BALCONY
 - EXPANSION JOINT

Exterior walls

- P6
- P2
- P9
- EW4
- P6A
- P8
- P7B
- P1
- P8A

- 142.6 M
- 112.4 M
- 99.2 M
- 20.4 M
- 2.6 M
- 6.7 M
- 4.0 M
- 6.5 M
- 5.3 M
- 11.4 M



2 PARTIAL MAIN FLOOR RCP - AREA 2
1:100


1 PARTIAL MAIN FLOOR - AREA 2
1:100



NO.	DATE	ISSUED FOR BUILDING PERMIT	REVISION
6	2022-03		



**SoSA APARTMENTS
MERIDIAN DEVELOPMENT**
250 HUNTER ROAD
SASKATOON, SASKATCHEWAN
MAIN FLOOR
PLAN - AREA 2



**KINDRACHUK
AGREY
ARCHITECTURE**
120 - 616 MAIN STREET
SASKATOON, SASKATCHEWAN
CANADA, S7H 0J6
306.624.2100
DESIGN@KAA.CA

CONSULTANT



SEAL - PERMIT

ISSUED FOR BUILDING PERMIT
NO. DATE REVISION



**SoSA APARTMENTS
MERIDIAN DEVELOPMENT**
250 HUNTER ROAD
SASKATOON, SASKATCHEWAN

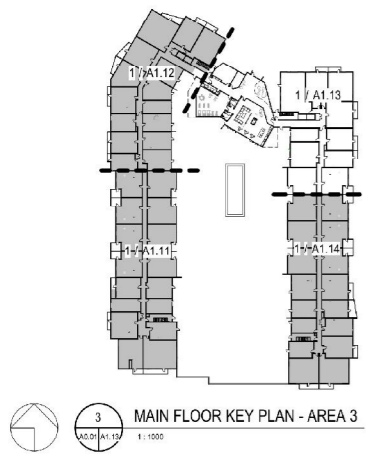
MAIN FLOOR
PLAN - AREA 3

PROJECT #: 2252

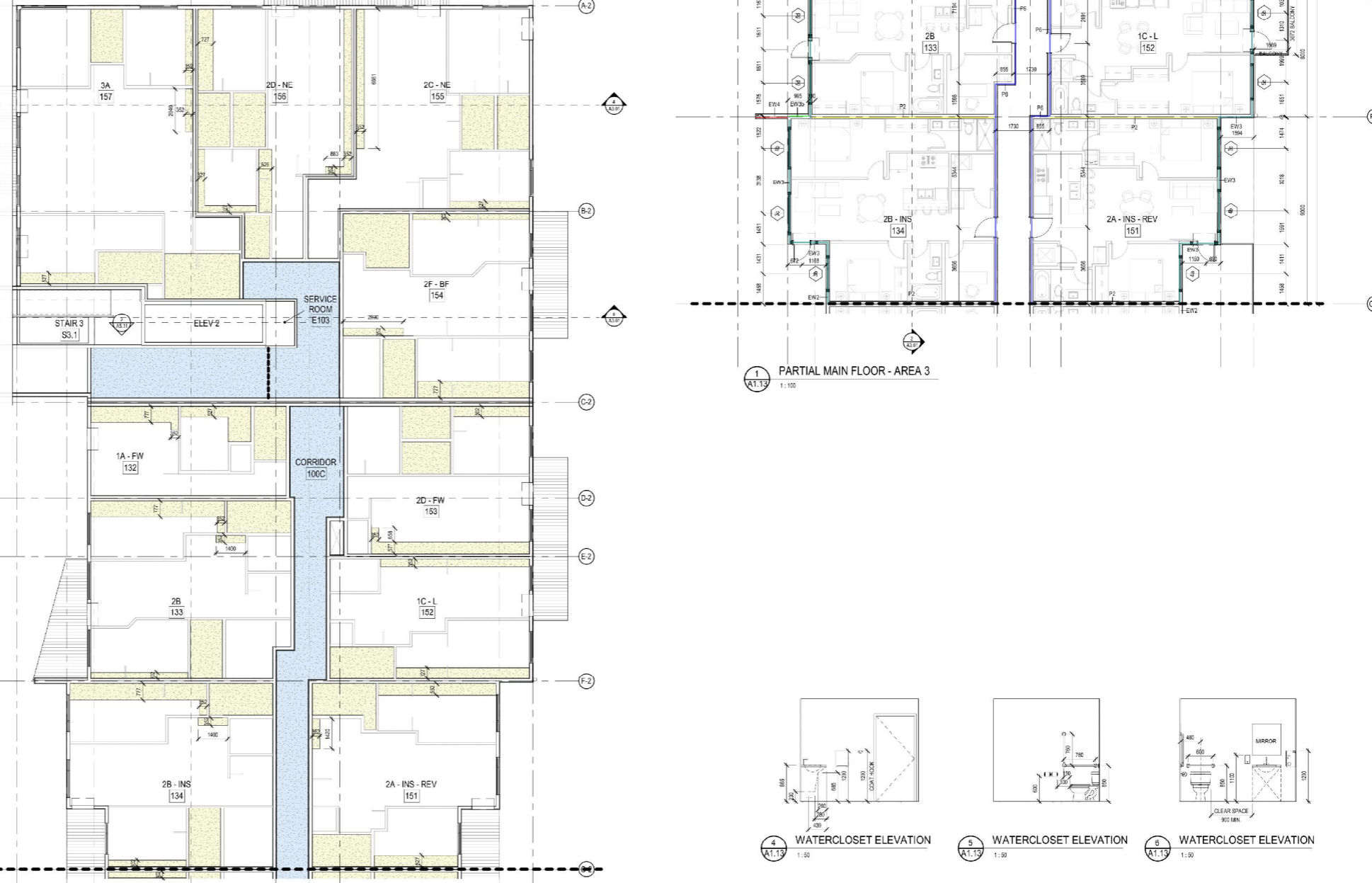
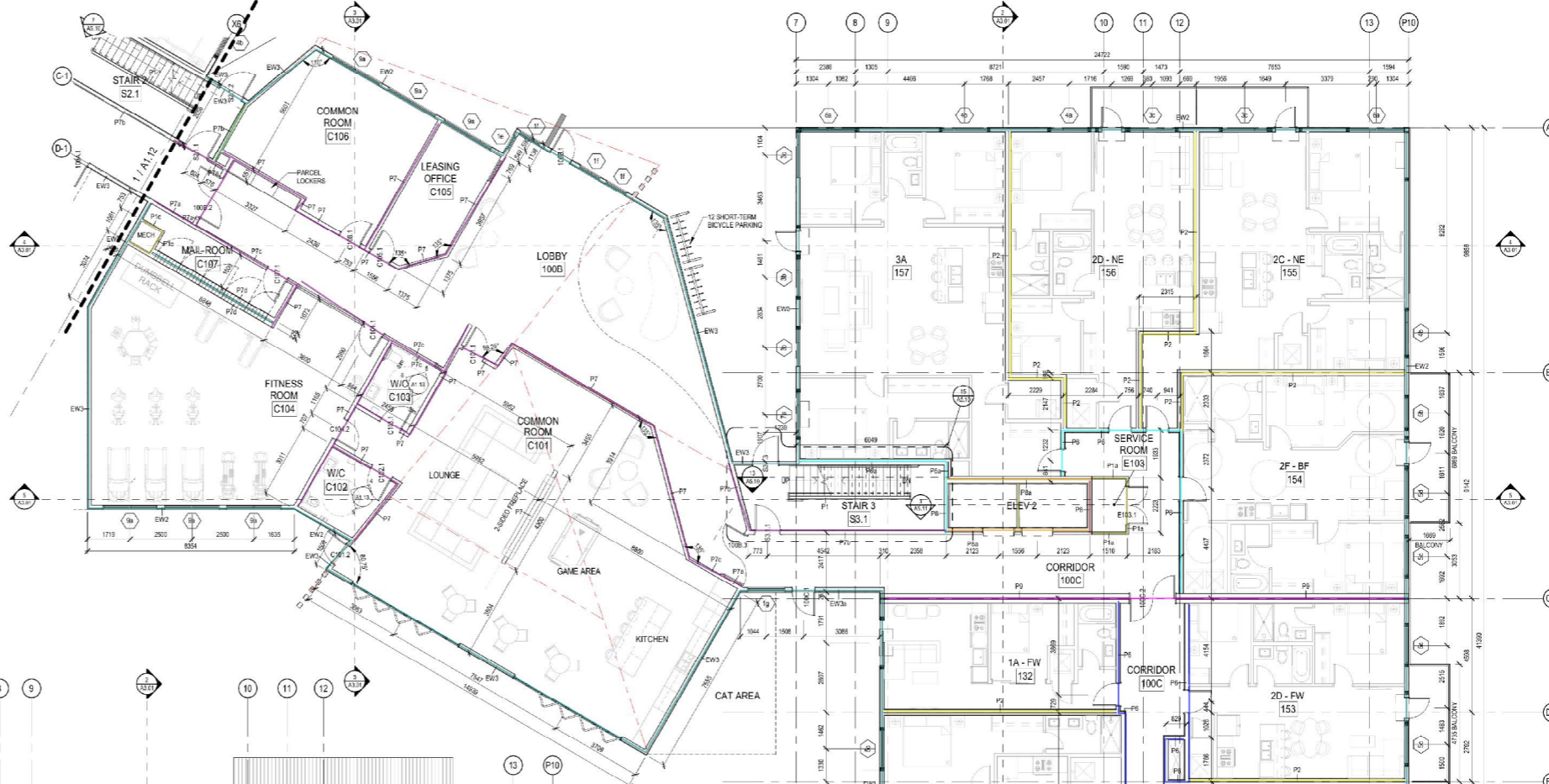
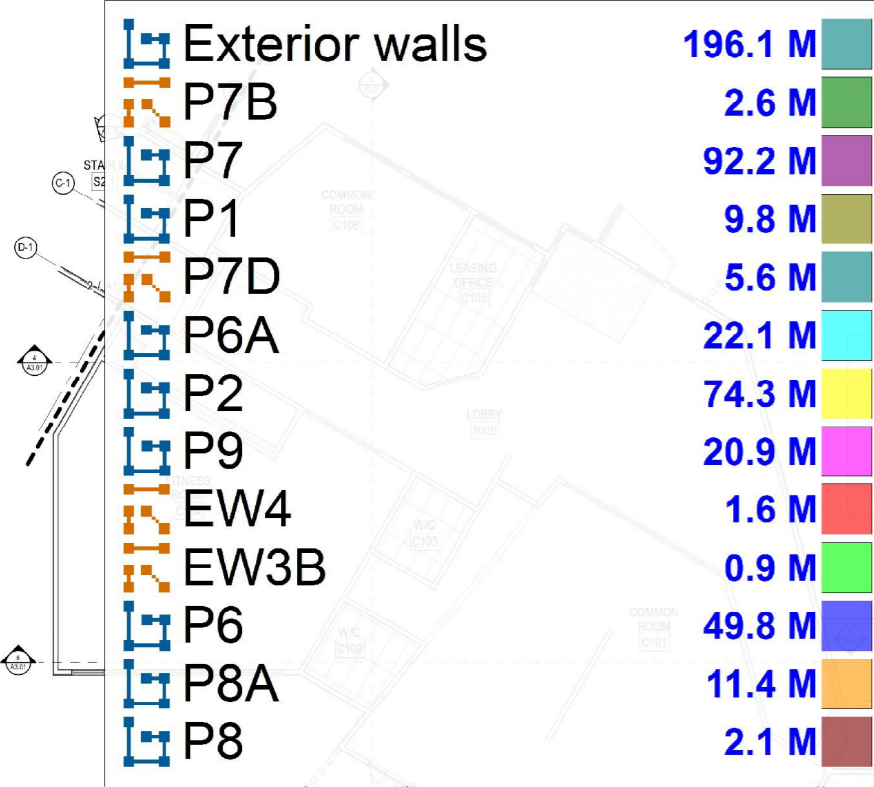
A1.13

GENERAL NOTES

1. THIS DRAWING MUST NOT BE SCALED.
2. THE GENERAL CONTRACTOR SHALL VERIFY ALL DIMENSIONS, DATUMS, AND LEVELS PRIOR TO COMMENCEMENT OF WORK.
3. ALL ERRORS AND OMISSIONS TO BE REPORTED IMMEDIATELY TO CONSULTANT.
4. VARIATIONS AND MODIFICATIONS TO WORK SHOWN IN THESE DRAWINGS SHALL NOT BE CARRIED OUT WITHOUT THE WRITTEN PERMISSION OF THE CONSULTANT.
5. UNLESS NOTED OTHERWISE, DIMENSIONS ARE TO CENTER OF INTERIOR STUD WALLS, FACE OF SHEATHING ON EXTERIOR STUD WALLS, AND FACE OF CONCRETE AND MASONRY.
6. UNLESS NOTED OR DIMENSIONED OTHERWISE, DOORS ARE TO BE LOCATED WITH THE FACE OF FRAME 100 MM AWAY FROM THE FACE OF THE ADJACENT WALL.

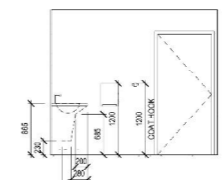


- CEILING LEGEND**
- GYPSONUM BOARD CEILING ON METAL FRAMING @ 300 BELOW STRUCTURE
 - GYPSONUM BOARD CEILING ON METAL FRAMING @ 300 BELOW STRUCTURE
 - GYPSONUM BOARD CEILING @ US STRUCTURE
 - GYPSONUM BOARD CEILING @ US STRUCTURE
 - 600 x 1200 ACT @ 2435
 - PREFINISHED METAL SOFFIT @ US BALCONY
 - EXPANSION JOINT

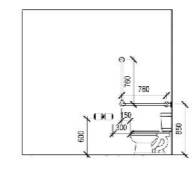


1 PARTIAL MAIN FLOOR - AREA 3
1:100

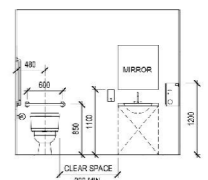
2 PARTIAL MAIN FLOOR RCP - AREA 3
1:100



4 WATERCLOSET ELEVATION
1:50



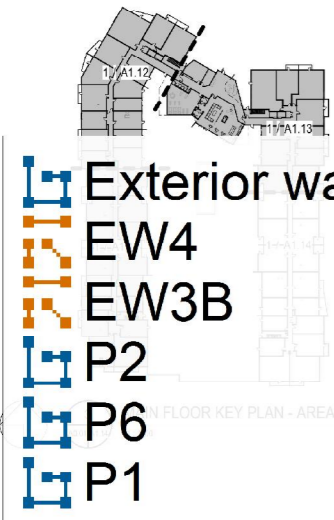
5 WATERCLOSET ELEVATION
1:50



6 WATERCLOSET ELEVATION
1:50

GENERAL NOTES

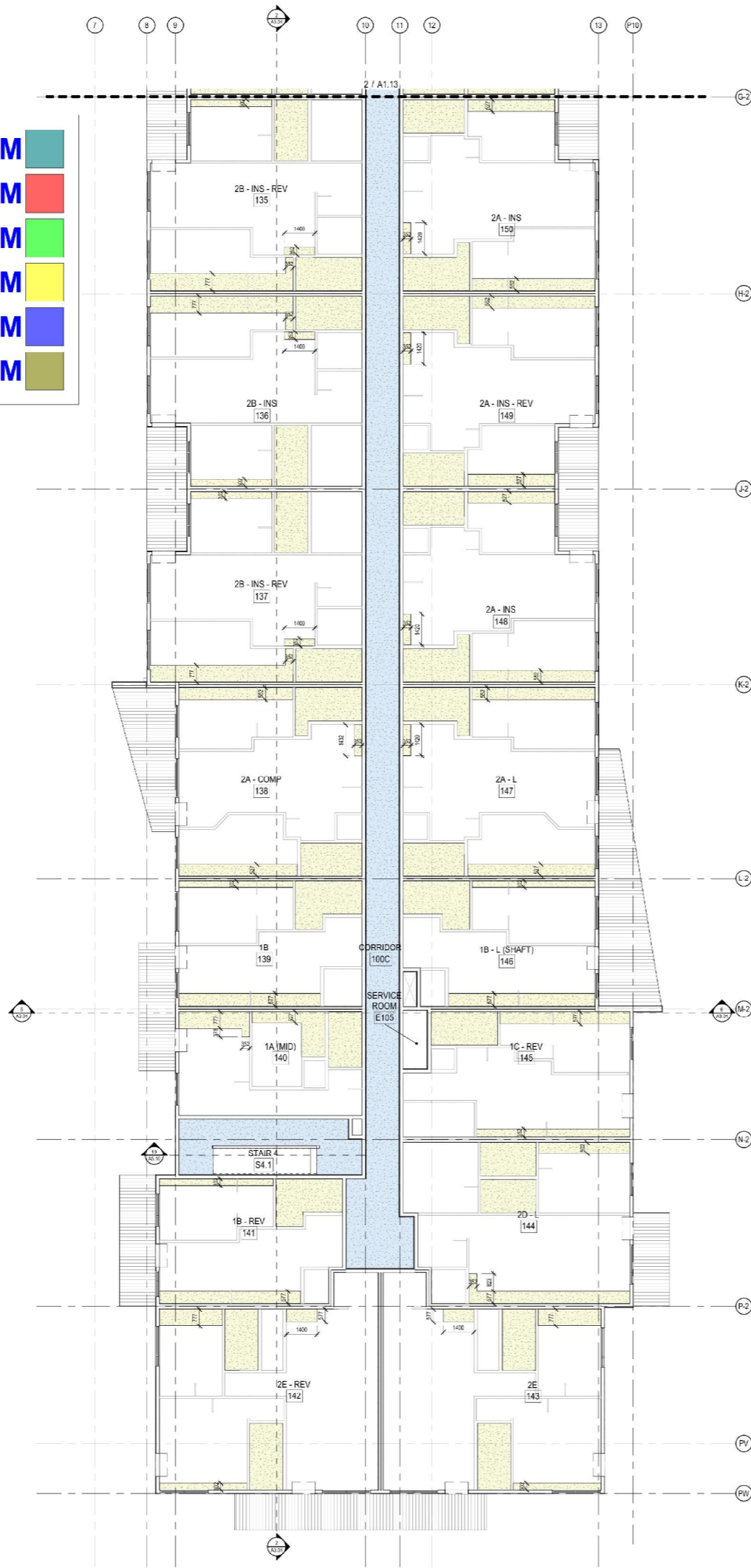
1. THIS DRAWING MUST NOT BE SCALED.
2. THE GENERAL CONTRACTOR SHALL VERIFY ALL DIMENSIONS, DATUMS, AND LEVELS PRIOR TO COMMENCEMENT OF WORK.
3. ALL ERRORS AND OMISSIONS TO BE REPORTED IMMEDIATELY TO CONSULTANT.
4. VARIATIONS AND MODIFICATIONS TO WORK SHOWN IN THESE DRAWINGS SHALL NOT BE CARRIED OUT WITHOUT THE WRITTEN PERMISSION OF THE CONSULTANT.
5. UNLESS NOTED OTHERWISE, DIMENSIONS ARE TO CENTER OF INTERIOR STUD WALLS, FACE OF FINISHING ON EXTERIOR STUD WALLS, AND FACE OF CONCRETE AND MASONRY.
6. UNLESS NOTED OR OTHERWISE OTHERWISE, DOORS ARE TO BE LOCATED WITH THE FACE OF FRAME 100 MM AWAY FROM THE FACE OF FINISHING.



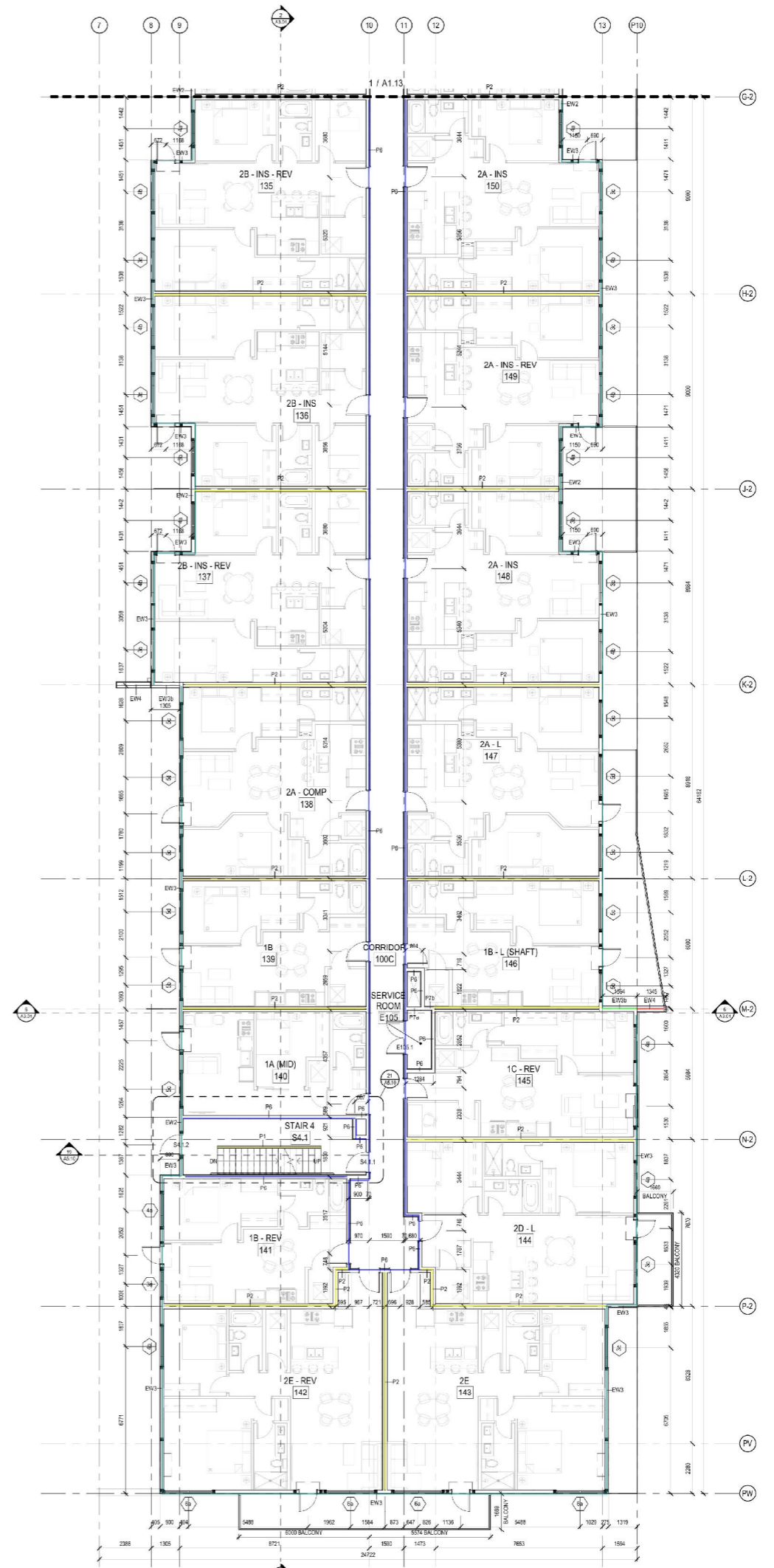
Exterior walls	161.8 M	
EW4	1.3 M	
EW3B	1.6 M	
P2	124.4 M	
P6	129.5 M	
P1	4.8 M	

CEILING LEGEND

	GYPSUM BOARD CEILING ON METAL FRAMING @ 360 BELOW STRUCTURE
	GYPSUM BOARD CEILING ON METAL FRAMING @ 300 BELOW STRUCTURE
	GYPSUM BOARD CEILING @ US STRUCTURE
	GYPSUM BOARD CEILING @ US STRUCTURE
	600 x 1200 ACT @ 2438
	PREFINISHED METAL SOFFIT @ US BALCONY
	EXPANSION JOINT



2 PARTIAL MAIN FLOOR RCP - AREA 4
1:100



1 PARTIAL MAIN FLOOR - AREA 4
1:100



**KINDRACHUK
AGREY
ARCHITECTURE**
120 - 616 MAIN STREET
SASKATOON, SASKATCHEWAN
CANADA, S7N 0J6
306.694.2100
DESIGN@KAA.CA

CONSULTANT

SEAL - PERMIT



NO	DATE	ISSUED FOR BUILDING PERMIT	REVISION
0	2022-03		

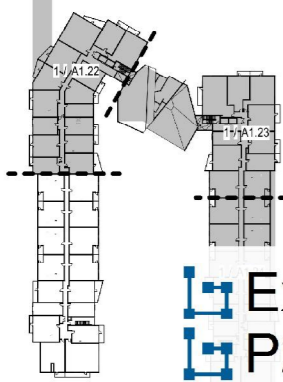


**SoSA APARTMENTS
MERIDIAN DEVELOPMENT**
250 HUNTER ROAD
SASKATOON, SASKATCHEWAN

MAIN FLOOR
PLAN - AREA 4

PROJECT #: 2252

A1.14

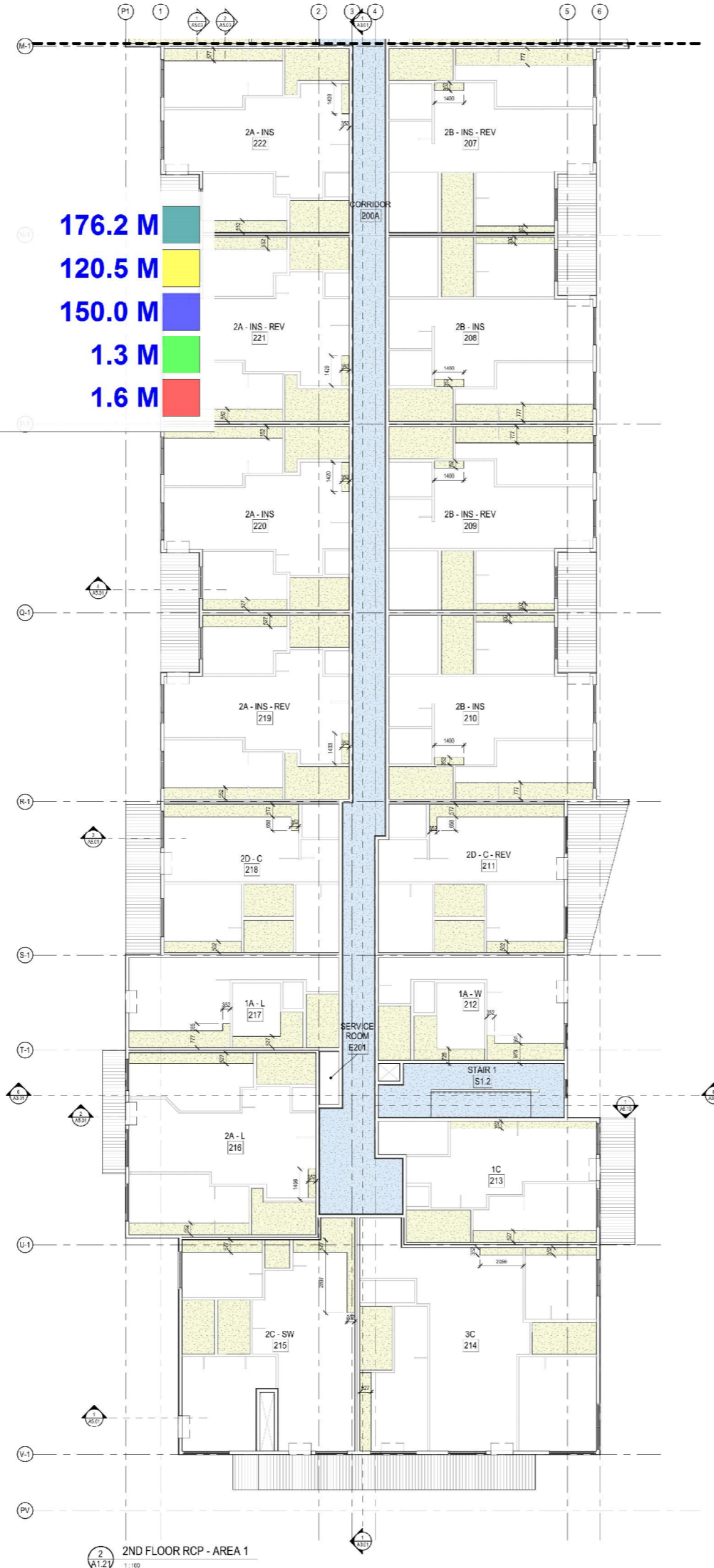


- GENERAL NOTES**
1. THESE DRAWINGS MUST NOT BE SCALED.
 2. THE GENERAL CONTRACTOR SHALL VERIFY ALL DIMENSIONS, DATUMS, AND LEVELS PRIOR TO COMMENCEMENT OF WORK.
 3. ALL ERRORS AND OMISSIONS TO BE REPORTED IMMEDIATELY TO CONSULTANT.
 4. VARIATIONS AND MODIFICATIONS TO WORK SHOWN IN THESE DRAWINGS SHALL NOT BE CARRIED OUT WITHOUT THE WRITTEN PERMISSION OF THE CONSULTANT.
 5. UNLESS NOTED OTHERWISE, DIMENSIONS ARE TO CENTER OF INTERIOR (FIN) WALLS, FACE OF SHEATHING ON EXTERIOR STUD WALLS, AND FACE OF CONCRETE AND MASONRY.
 6. UNLESS NOTED OR DIMENSIONED OTHERWISE, DOORS ARE TO BE LOCATED WITH THE FACE OF FRAME 100 MM AWAY FROM THE FACE OF THE ADJACENT WALL.

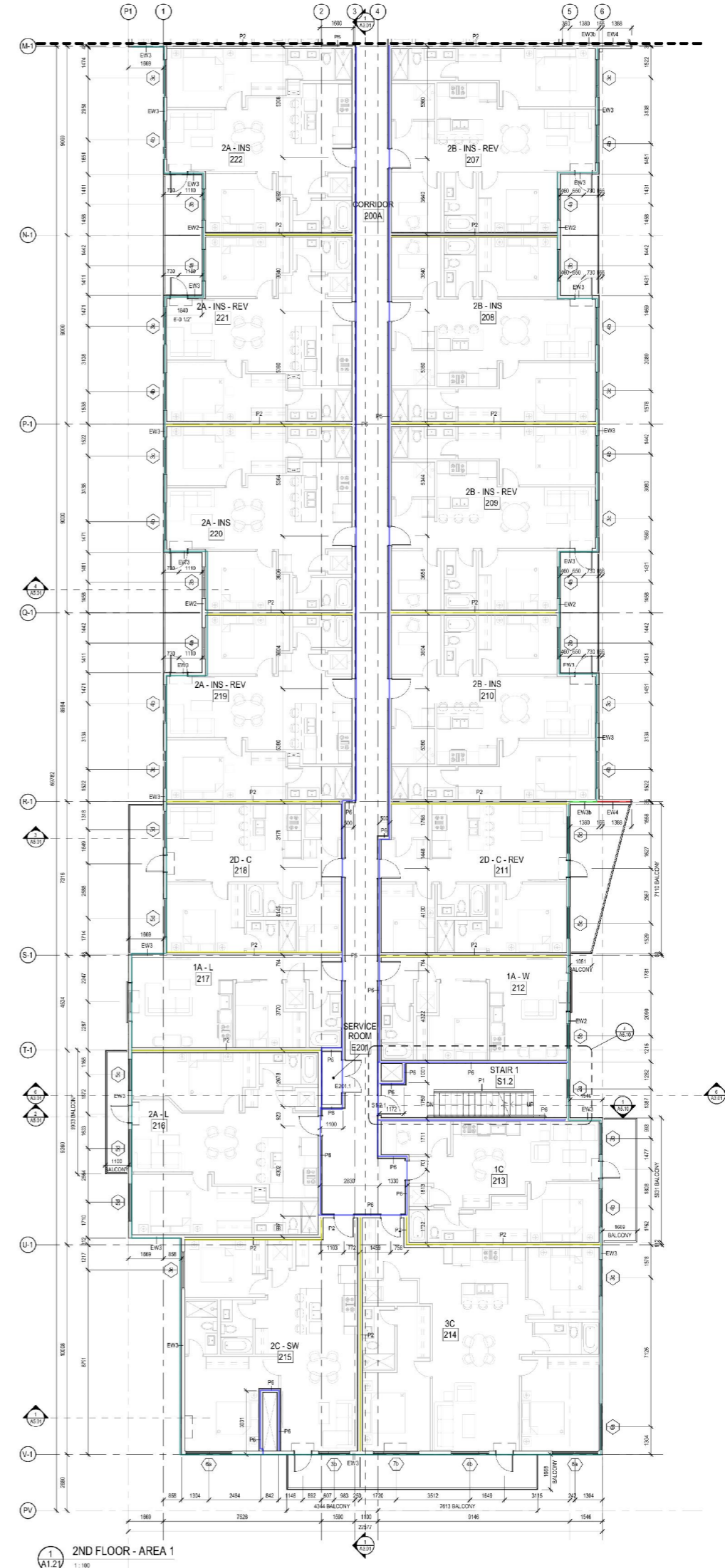
- Exterior walls
- P2
- P6
- EW3B
- EW4

3 2ND FLOOR KE
A1.21
1:1000

- CEILING LEGEND**
- GYPSUM BOARD CEILING ON METAL FRAMING @ 360 BELOW STRUCTURE
 - GYPSUM BOARD CEILING ON METAL FRAMING @ 300 BELOW STRUCTURE
 - GYPSUM BOARD CEILING @ US STRUCTURE
 - GYPSUM BOARD CEILING @ US STRUCTURE
 - 600 x 1200 ACT @ 2438
 - PREFINISHED METAL SOFFIT @ US BALCONY
 - EXPANSION JOINT



2 2ND FLOOR RCP - AREA 1
A1.21
1:100



1 2ND FLOOR - AREA 1
A1.21
1:100



**KINDRACHUK
AGREY
ARCHITECTURE**
120 - 616 MAIN STREET
SASKATOON, SASKATCHEWAN
CANADA, S7N 0J6
306.694.2100
DESIGN@KAA.CA

CONSULTANT

SEAL - PERMIT



NO.	DATE	REVISION
0	2022-03	ISSUED FOR BUILDING PERMIT



**SoSA APARTMENTS
MERIDIAN DEVELOPMENT**
250 HUNTER ROAD
SASKATOON, SASKATCHEWAN
2ND FLOOR PLAN
- AREA 1

PROJECT #: 2252

A1.21

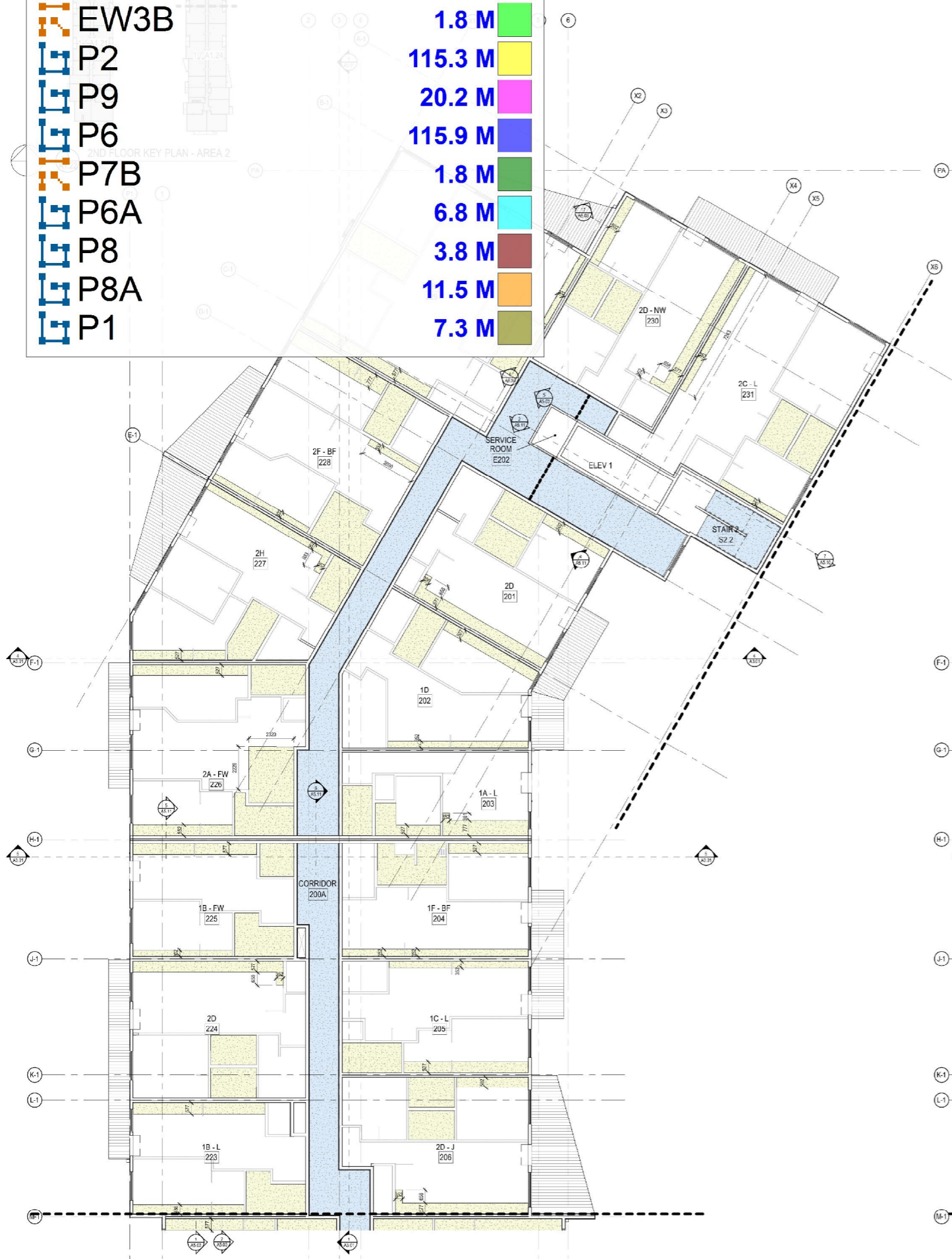
GENERAL NOTES

1. THESE DRAWINGS MUST NOT BE SCALED.
2. THE GENERAL CONTRACTOR SHALL VERIFY ALL DIMENSIONS, DETAILS, AND LEVELS PRIOR TO COMMENCEMENT OF WORK.

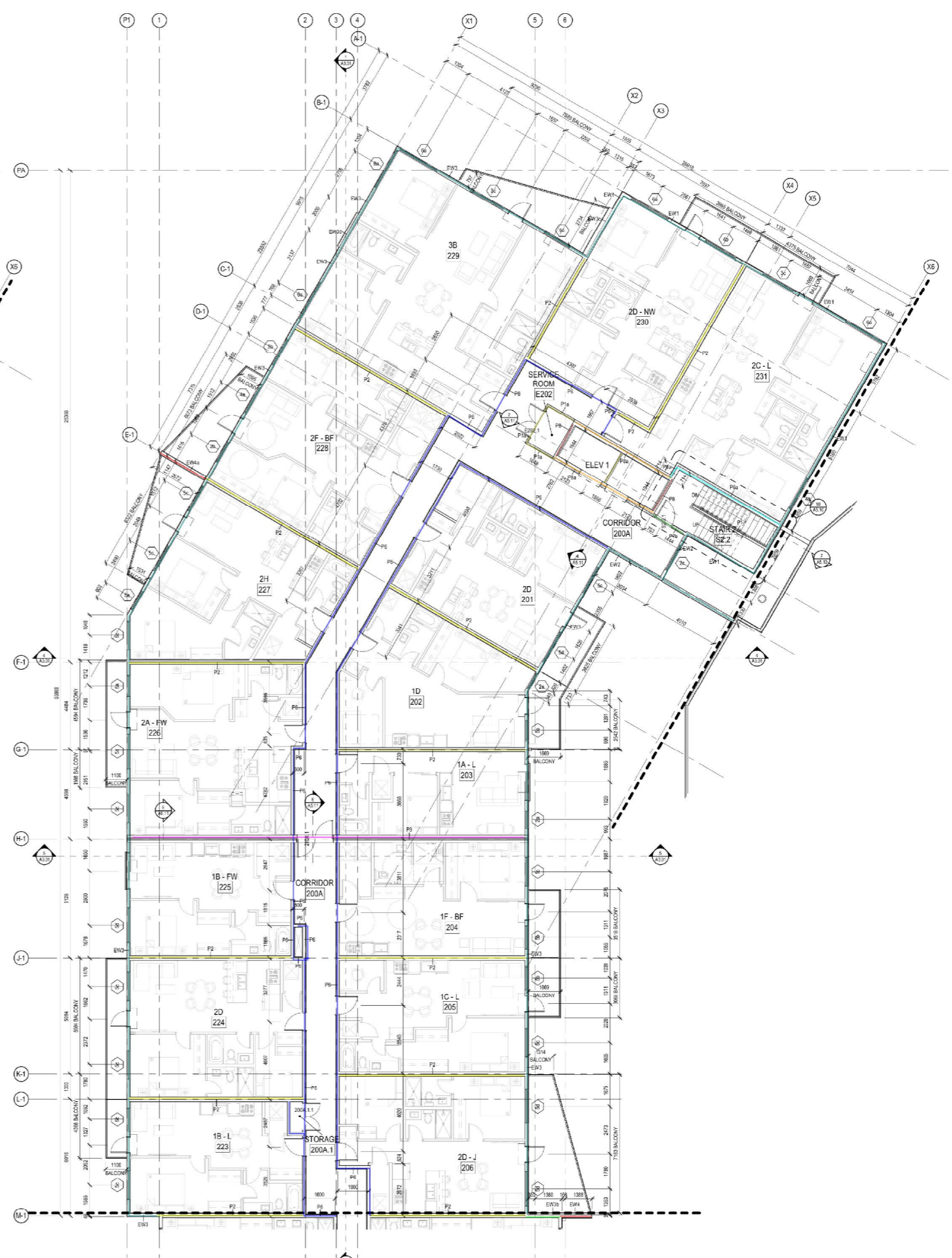
CEILING LEGEND

	EXTERIOR WALLS	153.8 M		CEILING @ US STRUCTURE
	EW4	4.3 M		CEILING @ US STRUCTURE
	EW3B	1.8 M		CEILING @ US STRUCTURE
	P2	115.3 M		CEILING @ US STRUCTURE
	P9	20.2 M		CEILING @ US STRUCTURE
	P6	115.9 M		CEILING @ US STRUCTURE
	P7B	1.8 M		CEILING @ US STRUCTURE
	P6A	6.8 M		CEILING @ US STRUCTURE
	P8	3.8 M		CEILING @ US STRUCTURE
	P8A	11.5 M		CEILING @ US STRUCTURE
	P1	7.3 M		CEILING @ US STRUCTURE

- Exterior walls
- EW4
- EW3B
- P2
- P9
- P6
- P7B
- P6A
- P8
- P8A
- P1

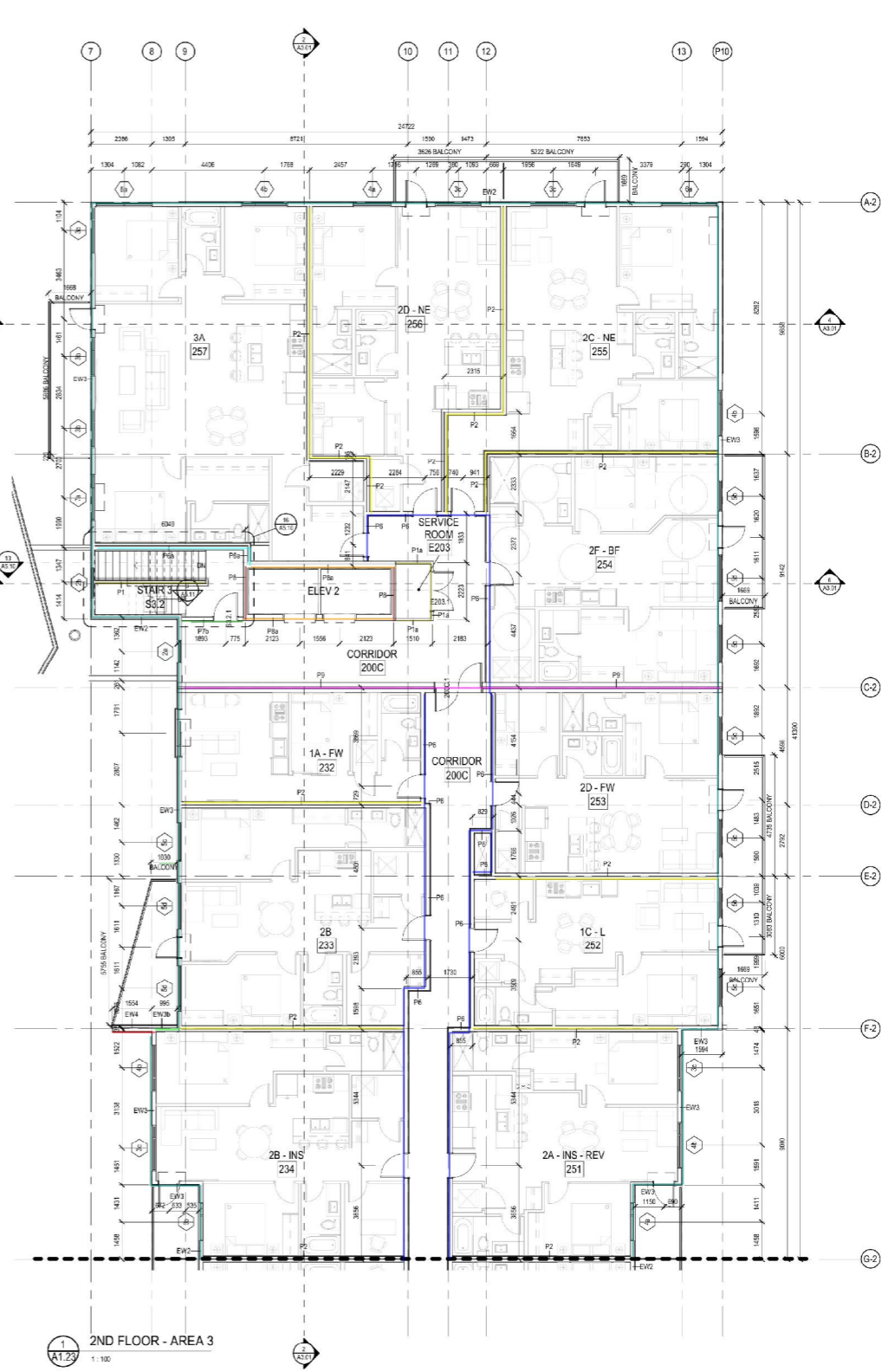
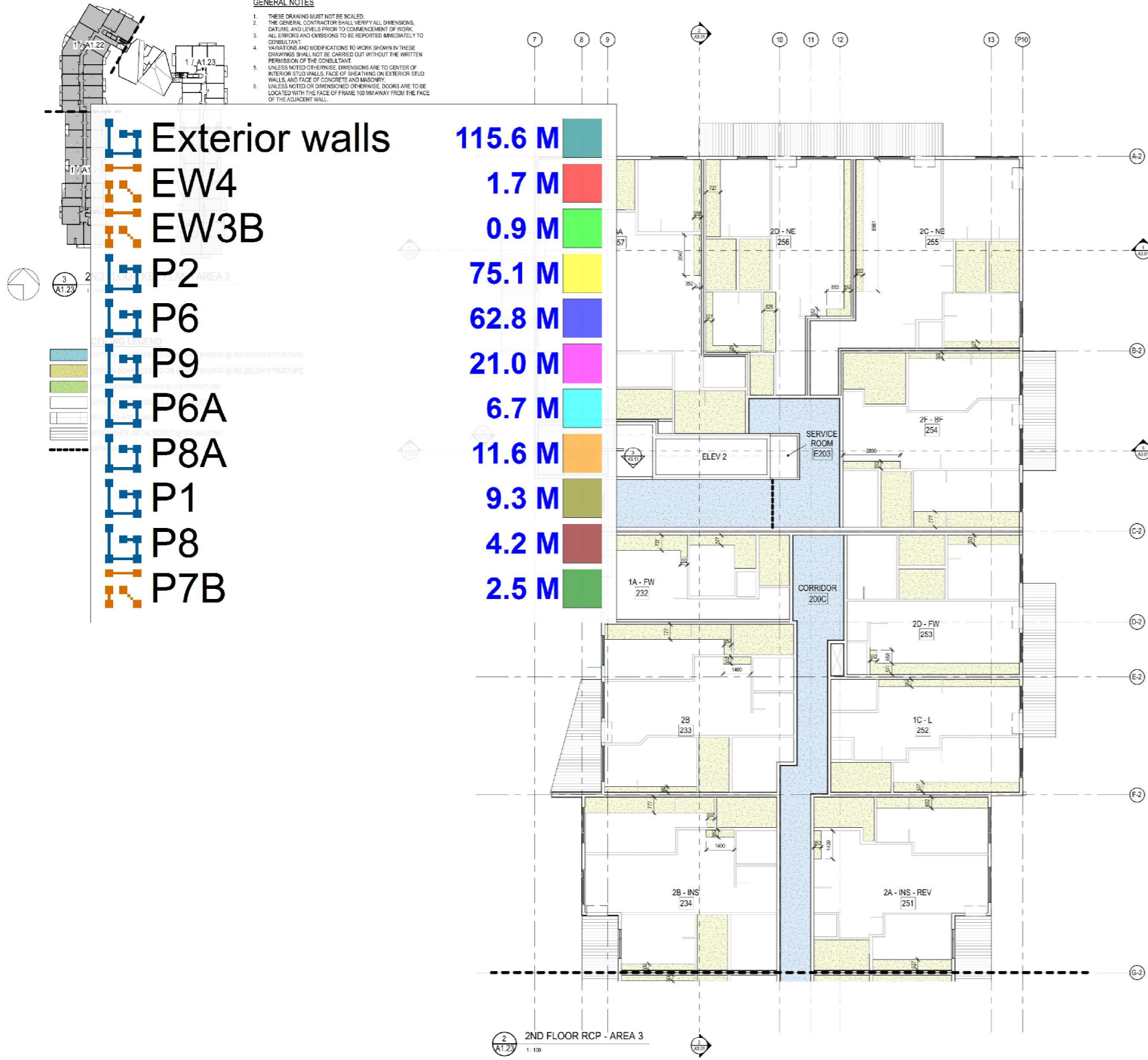


2 2ND FLOOR RCP - AREA 2
1:100



1 2ND FLOOR - AREA 2
1:100

- GENERAL NOTES**
1. THESE DRAWINGS MUST NOT BE SCALED.
 2. THE GENERAL CONTRACTOR SHALL VERIFY ALL DIMENSIONS, DATUMS, AND LEVELS PRIOR TO COMMENCEMENT OF WORK.
 3. ALL ERRORS AND OMISSIONS TO BE REPORTED IMMEDIATELY TO CONSULTANT.
 4. VARIATIONS AND MODIFICATIONS TO WORK SHOWN IN THESE DRAWINGS SHALL NOT BE CARRIED OUT WITHOUT THE WRITTEN PERMISSION OF THE CONSULTANT.
 5. UNLESS NOTED OTHERWISE, DIMENSIONS ARE TO CENTER OF INTERIOR STUD WALLS, FACE OF SHEATHING ON EXTERIOR STUD WALLS, AND FACE OF CONCRETE AND MASONRY.
 6. UNLESS NOTED OR DIMENSIONED OTHERWISE, DOORS ARE TO BE LOCATED WITH THE FACE OF FRAME 100 MM AWAY FROM THE FACE OF THE ADJACENT WALL.



**KINDRACHUK
AGREY
ARCHITECTURE**

120 - 616 MAIN STREET
SASKATOON, SASKATCHEWAN
CANADA, S7H 0J6
306.694.2100
DESIGN@KAA.CA

CONSULTANT



SEAL - PERMIT

NO.	DATE	ISSUED FOR BUILDING PERMIT	REVISION
0	2022-03	ISSUED FOR BUILDING PERMIT	



**SoSA APARTMENTS
MERIDIAN DEVELOPMENT**
250 HUNTER ROAD
SASKATOON, SASKATCHEWAN








2ND FLOOR PLAN
- AREA 3

PROJECT #: 2252

A1.23








GENERAL NOTES

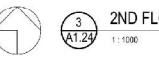
1. THESE DRAWINGS MUST NOT BE SCALED.
2. THE GENERAL CONTRACTOR SHALL VERIFY ALL DIMENSIONS, DATUMS, AND LEVELS PRIOR TO COMMENCEMENT OF WORK.
3. ALL ERRORS AND OMISSIONS TO BE REPORTED IMMEDIATELY TO CONSULTANT.
4. VARIATIONS AND MODIFICATIONS TO WORK SHOWN IN THESE DRAWINGS SHALL NOT BE CARRIED OUT WITHOUT THE WRITTEN PERMISSION OF THE CONSULTANT.
5. UNLESS NOTED OTHERWISE, DIMENSIONS ARE TO CENTER OF INTERIOR (OR EXTERIOR) FACE OF SHEETING ON EXTERIOR STUD WALLS, AND FACE OF CONCRETE AND MASONRY.

-  Exterior walls
-  EW3B
-  EW4
-  P2
-  P6
-  P7
-  P7B

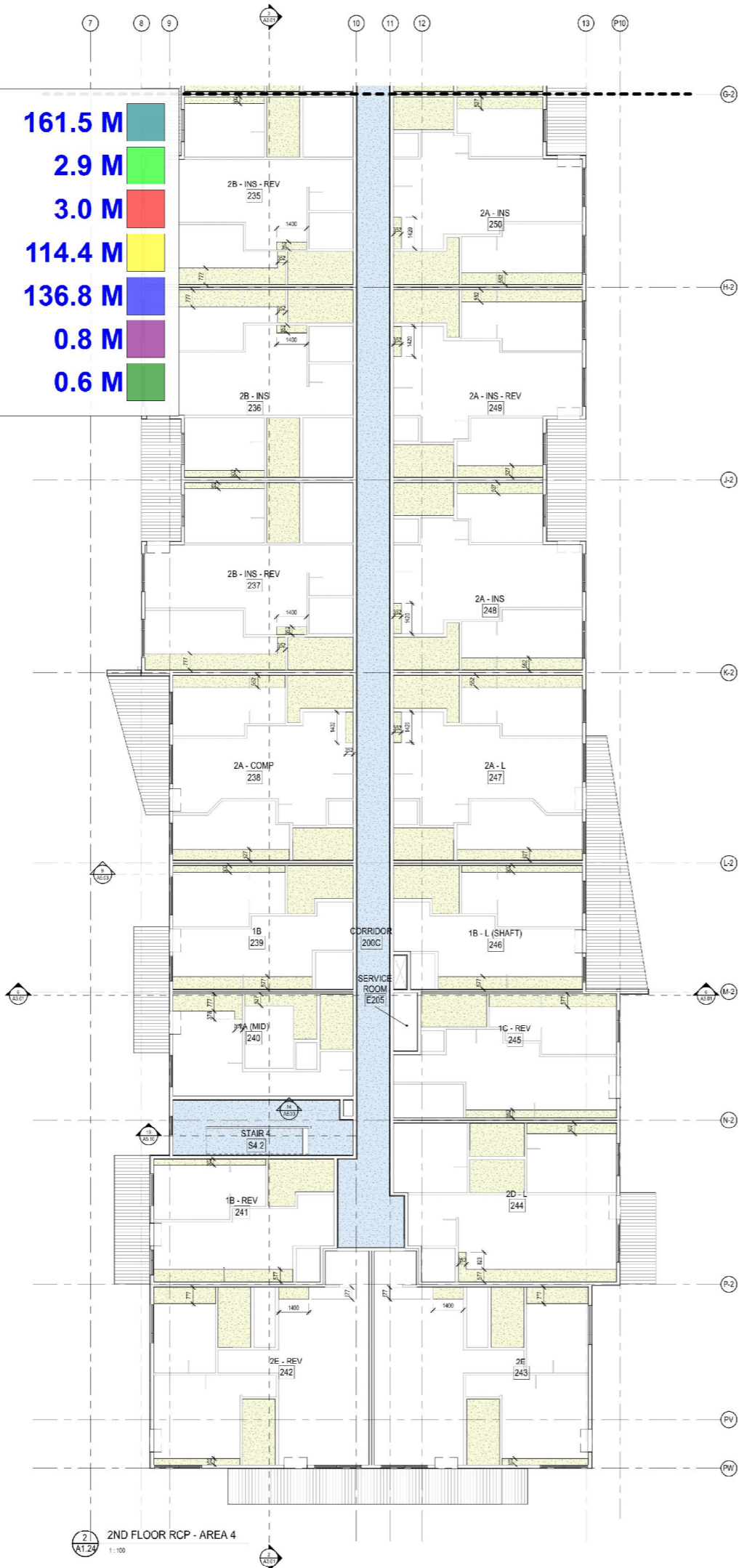
-  161.5 M
-  2.9 M
-  3.0 M
-  114.4 M
-  136.8 M
-  0.8 M
-  0.6 M

CEILING LEGEND

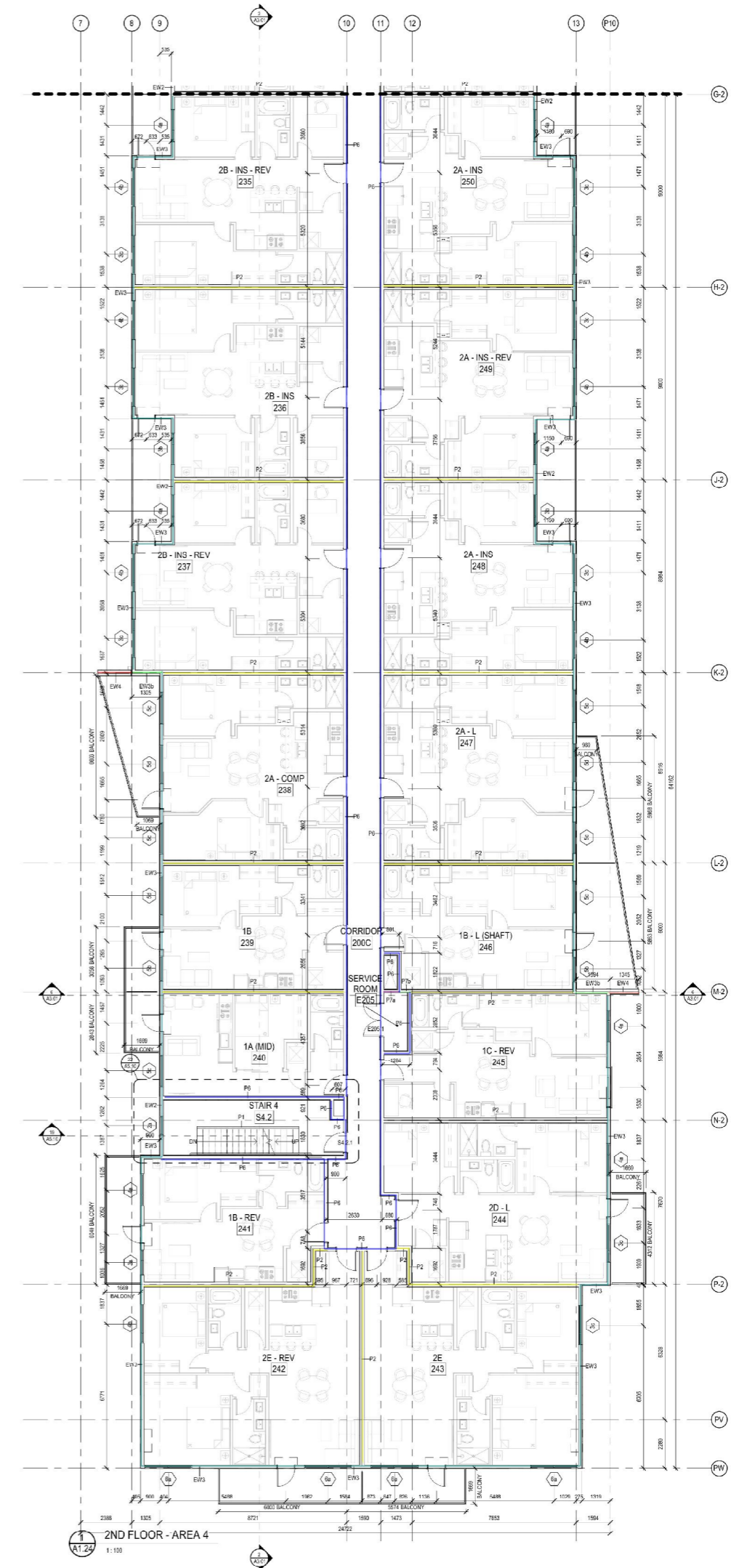
-  GYPSUM BOARD CEILING ON METAL FRAMING @ 360 BELOW STRUCTURE
-  GYPSUM BOARD CEILING ON METAL FRAMING @ 300 BELOW STRUCTURE
-  GYPSUM BOARD CEILING @ US STRUCTURE
-  GYPSUM BOARD CEILING @ US STRUCTURE
-  600 x 1200 ACT @ 2438
-  PREFINISHED METAL SOFFIT @ US BALCONY
-  EXPANSION JOINT



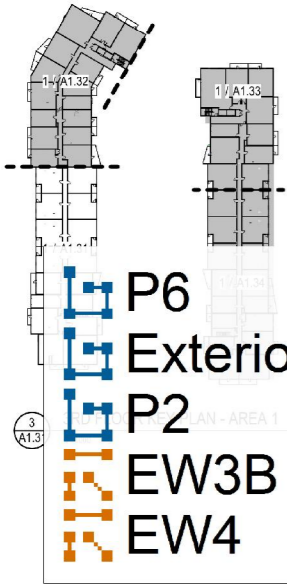
- 2ND FLOOR RCP - AREA 4
1:100



2ND FLOOR RCP - AREA 4
1:100



2ND FLOOR - AREA 4
1:100



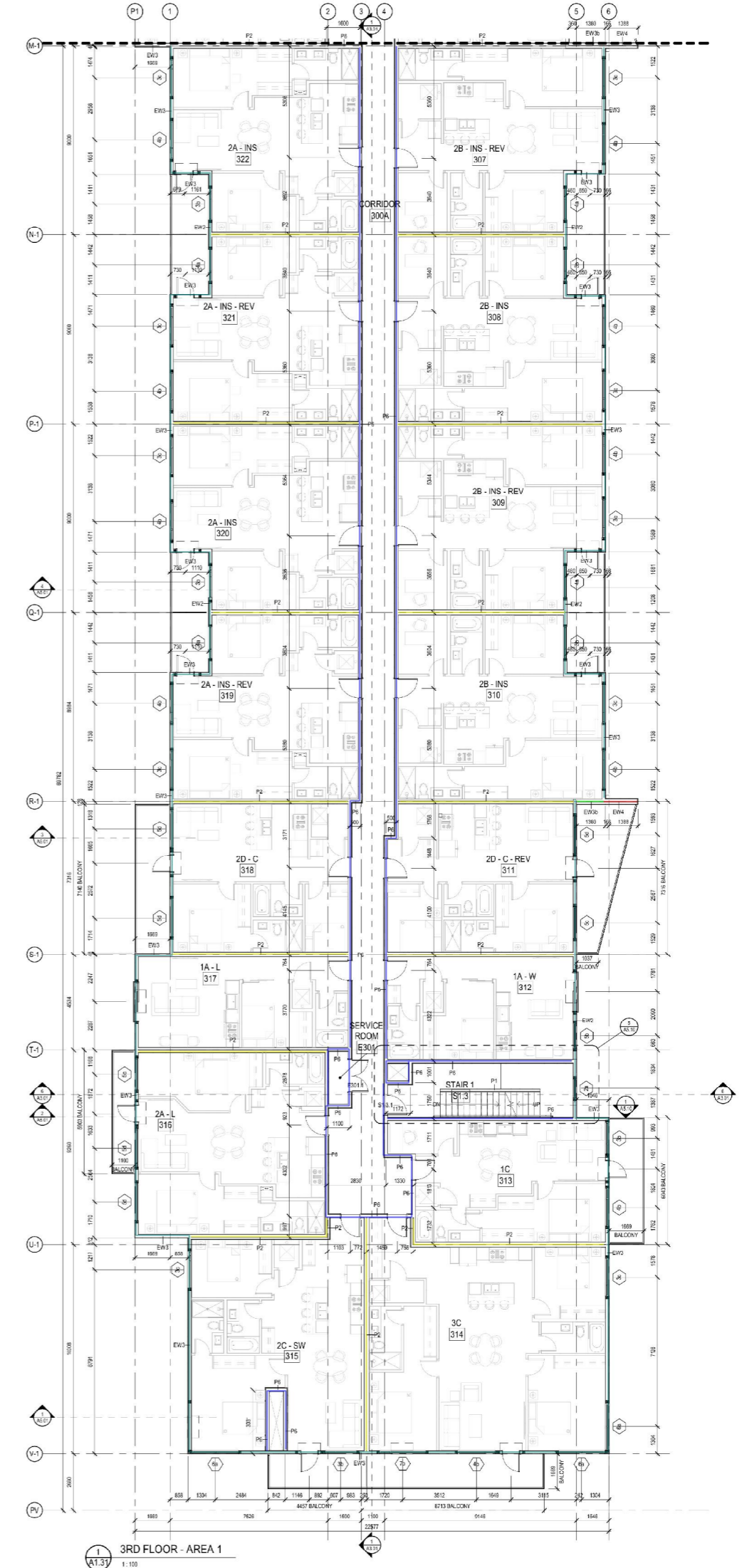
- GENERAL NOTES**
1. THESE DRAWINGS MUST NOT BE SCALED.
 2. THE GENERAL CONTRACTOR SHALL VERIFY ALL DIMENSIONS, DATUMS, AND LEVELS PRIOR TO COMMENCEMENT OF WORK.
 3. ALL ERRORS AND OMISSIONS TO BE REPORTED IMMEDIATELY TO CONSULTANT.
 4. VARIATIONS AND MODIFICATIONS TO WORK SHOWN IN THESE DRAWINGS SHALL NOT BE CARRIED OUT WITHOUT THE WRITTEN PERMISSION OF THE CONSULTANT.
 5. UNLESS NOTED OTHERWISE, DIMENSIONS ARE TO CENTER OF INTERIOR (FIN) WALLS, FACE OF SHEATHING ON EXTERIOR STUD WALLS, AND FACE OF CONCRETE AND MASONRY.
 6. UNLESS NOTED OR DIMENSIONED OTHERWISE, DOORS ARE TO BE LOCATED WITH THE FACE OF FRAME 100 MM AWAY FROM THE FACE OF THE ADJACENT WALL.



- 148.8 M ■
- 174.5 M ■
- 120.1 M ■
- 1.3 M ■
- 1.6 M ■

- CEILING LEGEND**
- GYPSUM BOARD CEILING ON METAL FRAMING @ 360 BELOW STRUCTURE
 - GYPSUM BOARD CEILING ON METAL FRAMING @ 300 BELOW STRUCTURE
 - GYPSUM BOARD CEILING @ US STRUCTURE
 - GYPSUM BOARD CEILING @ US STRUCTURE
 - 600 x 1200 ACT @ 2438
 - PREFINISHED METAL SOFFIT @ US BALCONY
 - EXPANSION JOINT

2 3RD FLOOR RCP - AREA 1
A1.31
1:100



1 3RD FLOOR - AREA 1
A1.31
1:100



**KINDRACHUK
AGREY
ARCHITECTURE**
120 - 616 MAIN STREET
SASKATOON, SASKATCHEWAN
CANADA, S7H 0J6
306.64.2100
DESIGN@KAA.CA

CONSULTANT

SEAL - PERMIT



NO.	DATE	REVISION
0	2022.03	ISSUED FOR BUILDING PERMIT




**SoSA APARTMENTS
MERIDIAN DEVELOPMENT**
250 HUNTER ROAD
SASKATOON, SASKATCHEWAN

3RD FLOOR PLAN
- AREA 1

PROJECT #: 2252

A1.31



**KINDRACHUK
AGREY
ARCHITECTURE**

120 - 616 MAIN STREET
SASKATOON, SASKATCHEWAN
CANADA, S7H 0J6
306.694.2100
DESIGN@KAA.CA

CONSULTANT

SEAL - PERMIT



NO.	DATE	ISSUED FOR BUILDING PERMIT	REVISION



**SoSA APARTMENTS
MERIDIAN DEVELOPMENT**
250 HUNTER ROAD
SASKATOON, SASKATCHEWAN

3RD FLOOR PLAN
- AREA 2

PROJECT #: 2252

A1.32

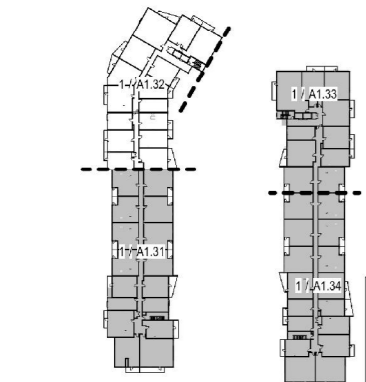
GENERAL NOTES

1. THESE DRAWINGS MUST NOT BE SCALED.
2. THE GENERAL CONTRACTOR SHALL VERIFY ALL DIMENSIONS, DATUMS, AND LEVELS PRIOR TO COMMENCEMENT OF WORK.
3. ALL ERRORS AND OMISSIONS TO BE REPORTED IMMEDIATELY TO CONSULTANT.
4. VARIATIONS AND MODIFICATIONS TO WORK SHOWN IN THESE DRAWINGS SHALL NOT BE CARRIED OUT WITHOUT THE WRITTEN PERMISSION OF THE CONSULTANT.
5. UNLESS NOTED OTHERWISE, DIMENSIONS ARE TO CENTER OF INTERIOR EXTERIOR WALLS, FACE OF SHEATHING ON EXTERIOR STUD WALLS, AND FACE OF CONCRETE AND MASONRY.
6. UNLESS NOTED OR DIMENSIONED OTHERWISE, DOORS ARE TO BE LOCATED WITH THE FACE OF FRAME 100 MM AWAY FROM THE FACE OF THE ADJACENT WALL.

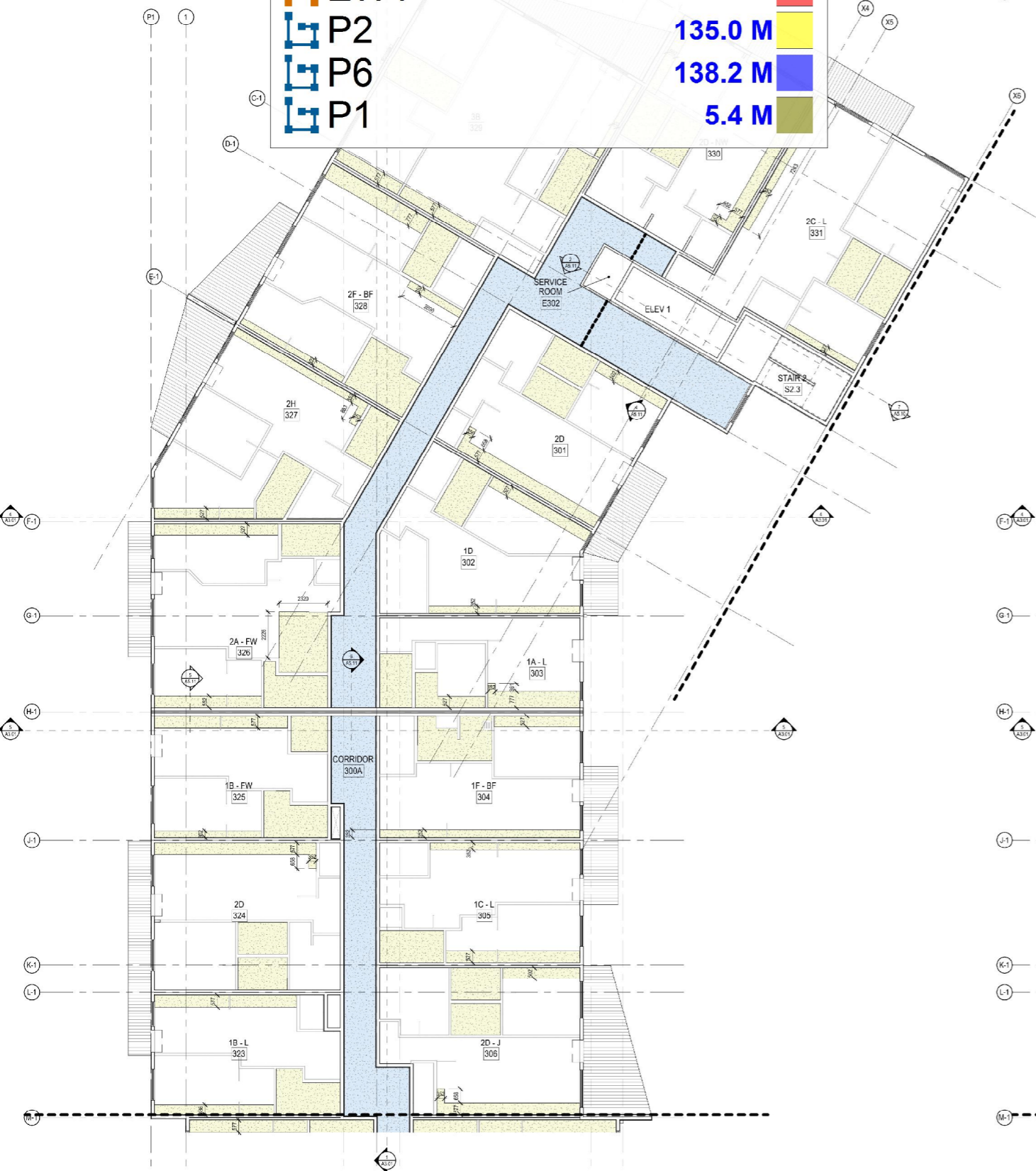
CEILING LEGEND

- GYPSUM BOARD CEILING ON METAL FRAMING @ 300 BELOW STRUCTURE
- GYPSUM BOARD CEILING ON METAL FRAMING @ 300 BELOW STRUCTURE
- GYPSUM BOARD CEILING @ US STRUCTURE
- GYPSUM BOARD CEILING @ US STRUCTURE
- 600 x 1200 ACT @ 2438
- PREFINISHED METAL SOFFIT @ US BALCONY
- EXPANSION JOINT

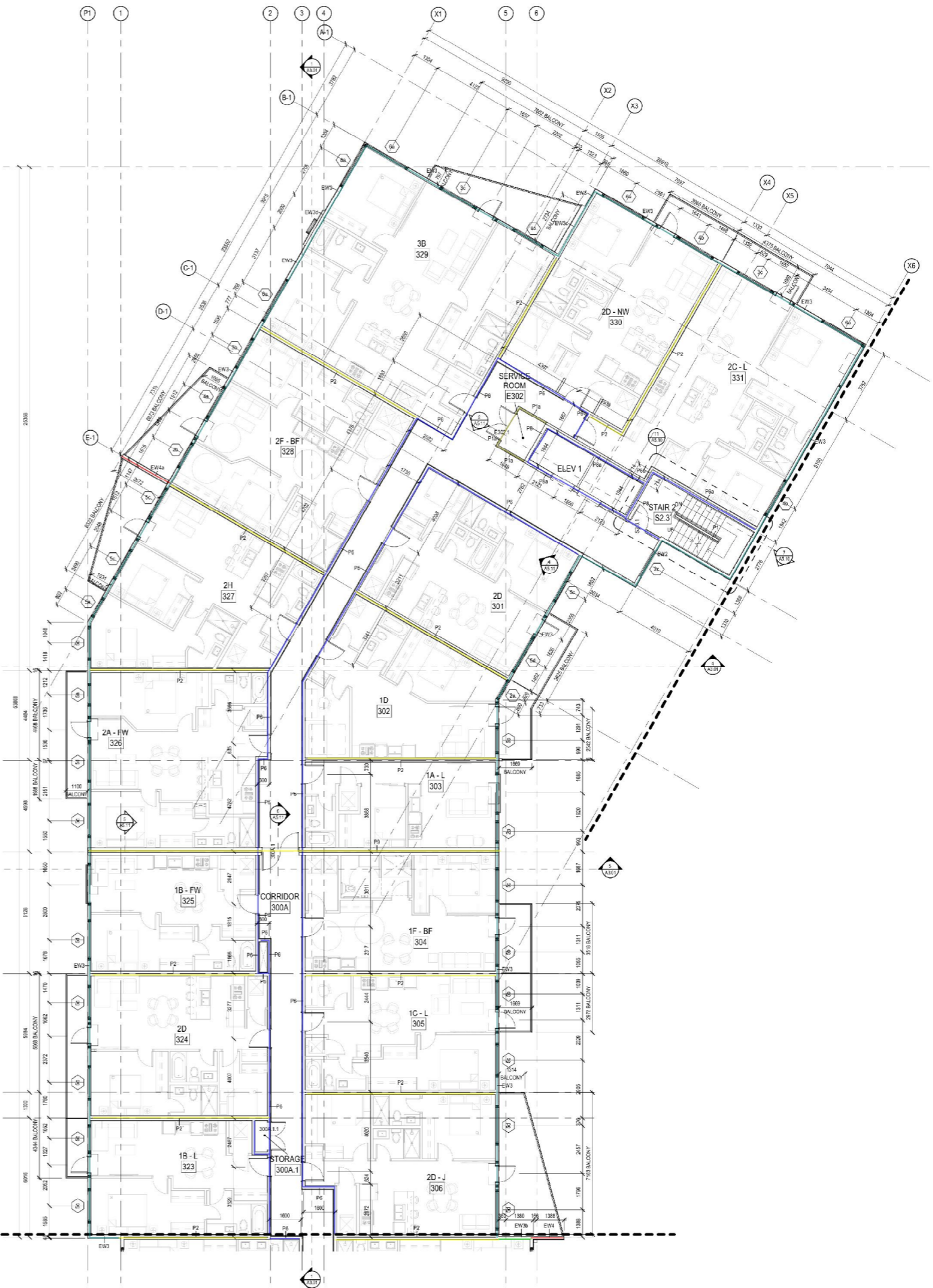
	Exterior walls	149.5 M	
	EW3B	1.7 M	
	EW4	4.4 M	
	P2	135.0 M	
	P6	138.2 M	
	P1	5.4 M	



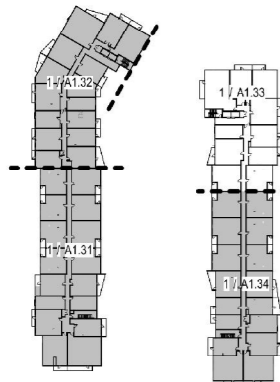
3RD FLOOR KEY PLAN - AREA 2
1:1000



3RD FLOOR RCP - AREA 2
1:100



3RD FLOOR - AREA 2
1:100



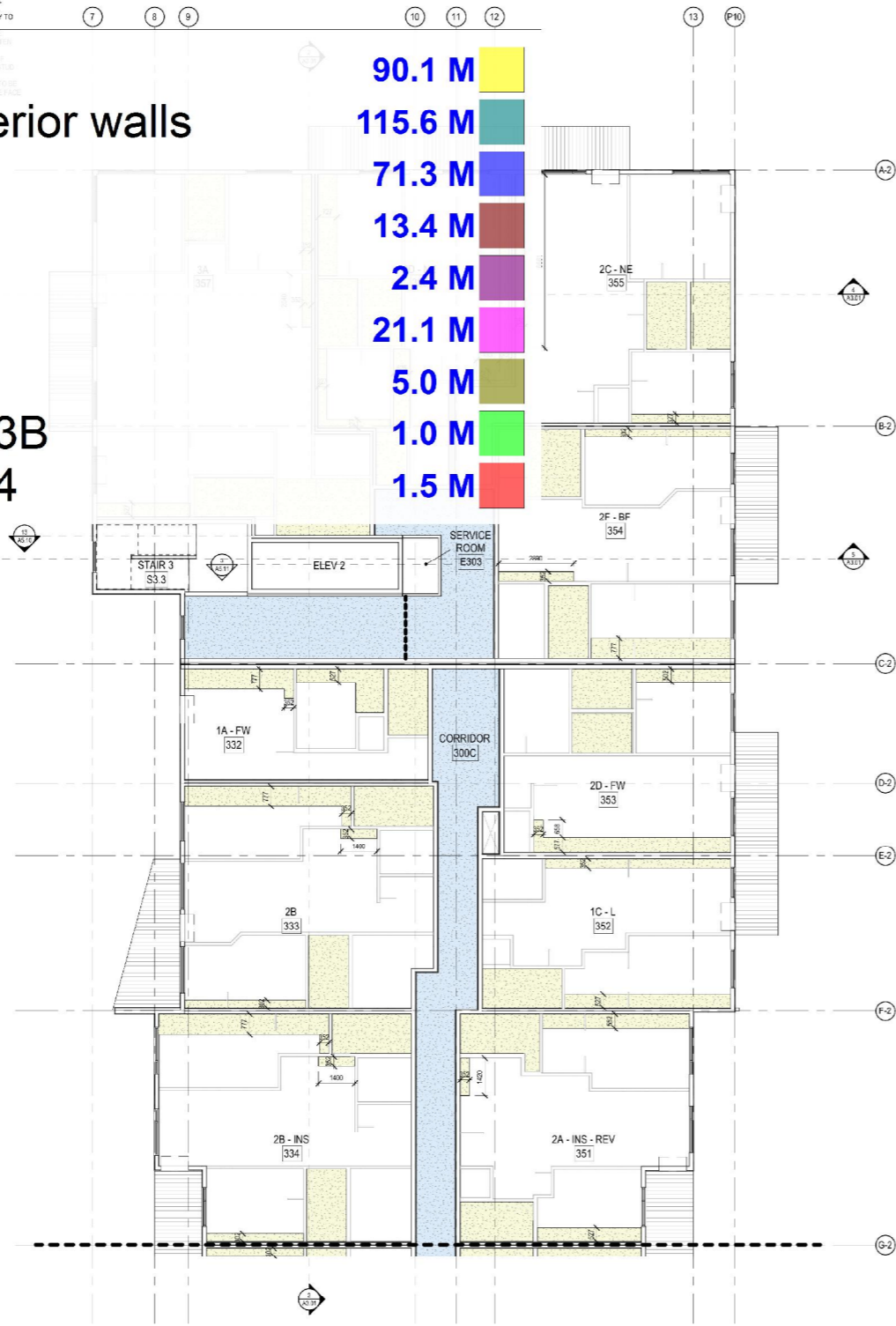
GENERAL NOTES

1. THESE DRAWINGS MUST NOT BE SCALED.
2. THE GENERAL CONTRACTOR SHALL VERIFY ALL DIMENSIONS, DATUMS, AND LEVELS PRIOR TO COMMENCEMENT OF WORK.
3. ALL ERRORS AND OMISSIONS TO BE REPORTED IMMEDIATELY TO CONSULTANT.
4. VARIATIONS TO THESE DRAWINGS SHALL BE REPORTED IMMEDIATELY TO CONSULTANT.
5. DRAWINGS OR PERMISSIONS UNLESS NOT INDICATED OTHERWISE SHALL BE LOCATED NE OF THE ADJA.
6. UNLESS NOT LOCATED NE OF THE ADJA.

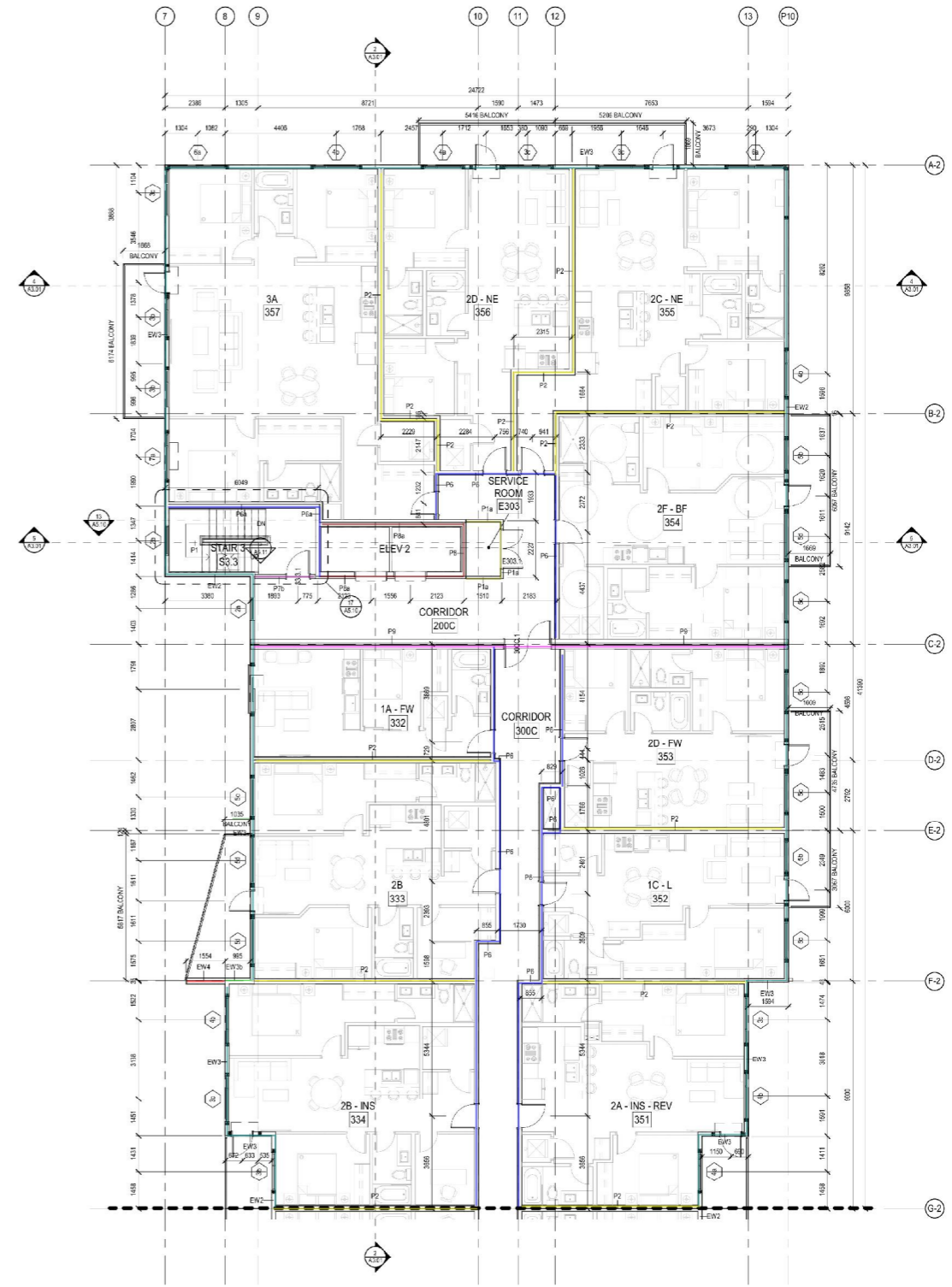
	P2	90.1 M	
	Exterior walls	115.6 M	
	P6	71.3 M	
	P8	13.4 M	
	P7	2.4 M	
	P9	21.1 M	
	P1	5.0 M	
	EW3B	1.0 M	
	EW4	1.5 M	

CEILING LEGEND

	GYPSUM BOARD CEILING ON METAL FRAMING @ 360 BELOW STRUCTURE
	GYPSUM BOARD CEILING ON METAL FRAMING @ 300 BELOW STRUCTURE
	GYPSUM BOARD CEILING @ US STRUCTURE
	GYPSUM BOARD CEILING @ US STRUCTURE
	600 x 1200 ACT @ 2438
	PREFINISHED METAL SOFFIT @ US BALCONY
	EXPANSION JOINT



2 3RD FLOOR RCP - AREA 3
1:100



1 3RD FLOOR - AREA 3
1:100



**KINDRACHUK
AGREY
ARCHITECTURE**

120 - 616 MAIN STREET
SASKATOON, SASKATCHEWAN
CANADA, S7H 0J6
306.694.2100
DESIGN@KAA.CA

CONSULTANT

SEAL - PERMIT



NO	DATE	REVISION
0	23.02.20	ISSUED FOR BUILDING PERMIT



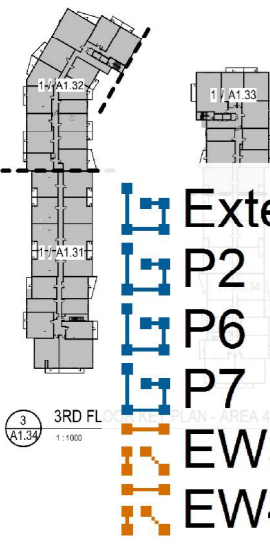
**SoSA APARTMENTS
MERIDIAN DEVELOPMENT**

250 HUNTER ROAD
SASKATOON, SASKATCHEWAN

3RD FLOOR PLAN
- AREA 3

PROJECT #: 2252

A1.33



GENERAL NOTES

1. THESE DRAWING MUST NOT BE SCALED.
2. THE GENERAL CONTRACTOR SHALL VERIFY ALL DIMENSIONS, DATUMS, AND LEVELS PRIOR TO COMMENCEMENT OF WORK.
3. ALL ERRORS AND OMISSIONS TO BE REPORTED IMMEDIATELY TO CONSULTANT.
4. VARIATIONS AND MODIFICATIONS TO WORK SHOWN IN THESE DRAWINGS SHALL NOT BE CARRIED OUT WITHOUT THE WRITTEN PERMISSION OF THE CONSULTANT.
5. UNLESS NOTED OTHERWISE, DIMENSIONS ARE TO CENTER OF INTERIOR (FIN) WALLS, FACE OF SHEATHING ON EXTERIOR STUD WALLS, AND FACE OF CONCRETE AND MASONRY.
6. UNLESS NOTED OR DIMENSIONED OTHERWISE, DOORS ARE TO BE LOCATED WITH THE FACE OF FRAME 100 MM AWAY FROM THE FACE.

3
A1.34
3RD FL
1:1000

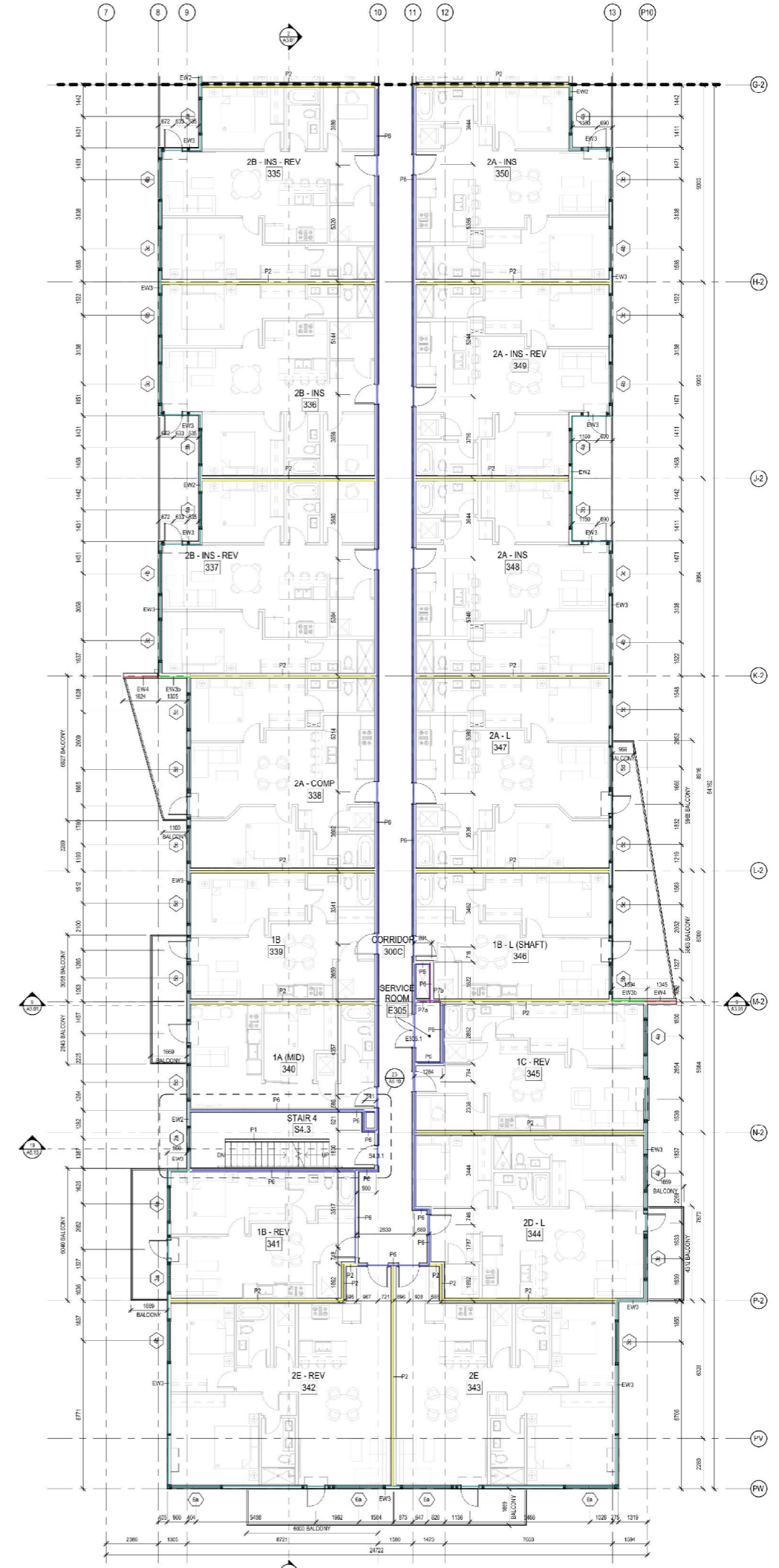
- Exterior walls
- P2
- P6
- P7
- EW3B
- EW4

- 162.1 M
- 140.3 M
- 134.3 M
- 2.9 M
- 2.9 M
- 3.0 M

- CEILING LEGEND**
- Gypsum board ceiling on metal framing @ 360 below structure
 - Gypsum board ceiling on metal framing @ 300 below structure
 - Gypsum board ceiling @ US structure
 - Gypsum board ceiling @ US structure
 - 600 x 1200 ACT @ 2438
 - PREFINISHED METAL SOFFIT @ US BALCONY
 - EXPANSION JOINT



2
A1.34
3RD FLOOR RCP - AREA 4
1:100



1
A1.34
3RD FLOOR - AREA 4
1:100



KINDRACHUK
AGREY
ARCHITECTURE

120 - 616 MAIN STREET
SASKATOON, SASKATCHEWAN
CANADA, S7H 0J6
306.694.2100
DESIGN@KAA.CA

CONSULTANT

SEAL - PERMIT



NO	DATE	REVISION
0	23.02.20	ISSUED FOR BUILDING PERMIT



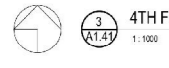
**SoSA APARTMENTS
MERIDIAN DEVELOPMENT**
250 HUNTER ROAD
SASKATOON, SASKATCHEWAN

3RD FLOOR PLAN
- AREA 4

PROJECT #: 2252

A1.34

- GENERAL NOTES**
1. THESE DRAWINGS MUST NOT BE SCALED.
 2. THE GENERAL CONTRACTOR SHALL VERIFY ALL DIMENSIONS, DATUMS, AND LEVELS PRIOR TO COMMENCEMENT OF WORK.
 3. ALL ERRORS AND OMISSIONS TO BE REPORTED IMMEDIATELY TO CONSULTANT.
 4. VARIATIONS AND MODIFICATIONS TO WORK SHOWN IN THESE DRAWINGS SHALL NOT BE CARRIED OUT WITHOUT THE WRITTEN PERMISSION OF THE CONSULTANT.
 5. UNLESS NOTED OTHERWISE, DIMENSIONS ARE TO CENTER OF INTERIOR (FIN) WALLS, FACE OF SHEATHING ON EXTERIOR STUD WALLS, AND FACE OF CONCRETE AND MASONRY.
 6. UNLESS NOTED OTHERWISE, DOORS ARE TO BE LOCATED WITH THE FACE OF FRAME 100 MM AWAY FROM THE FACE OF THE ADJACENT WALL.

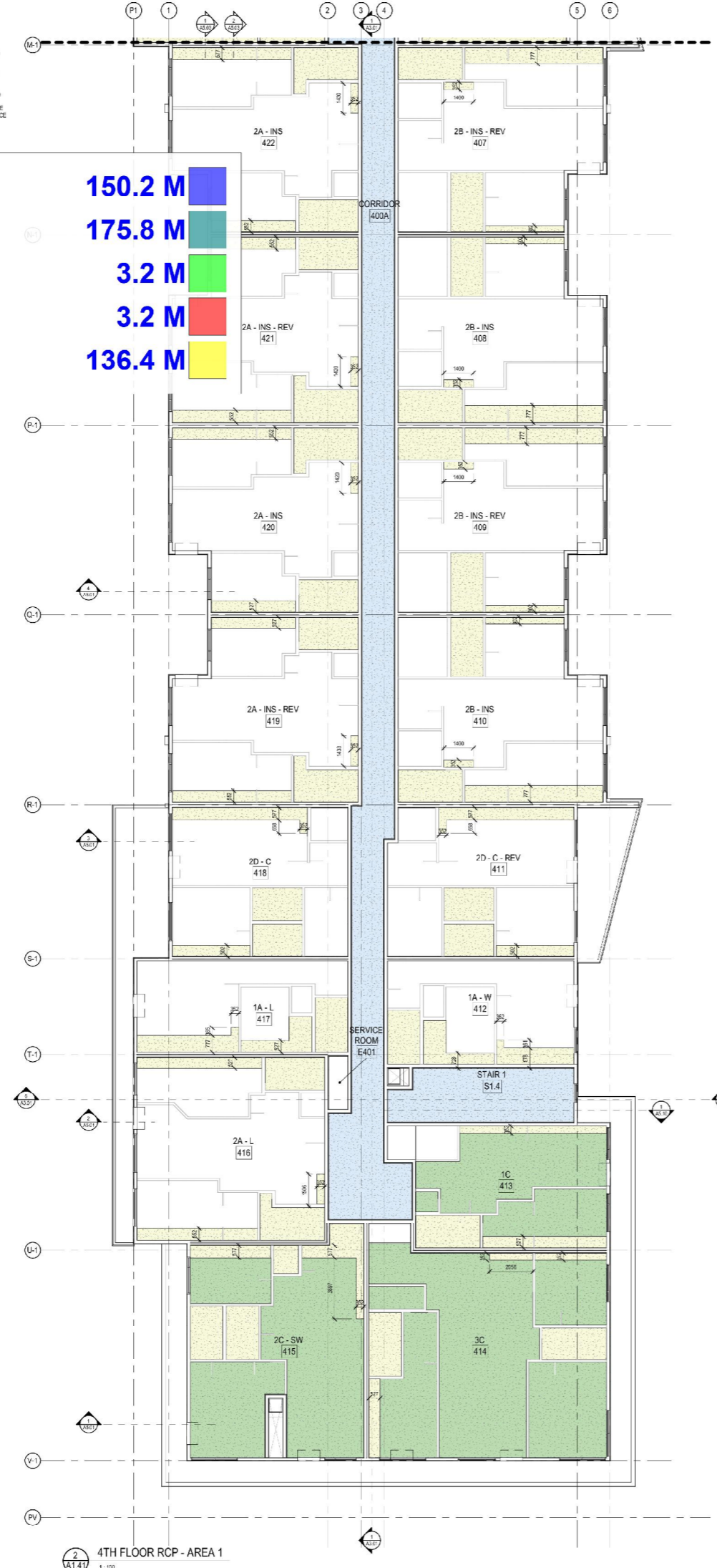


3 4TH FL
A1.41
1:100

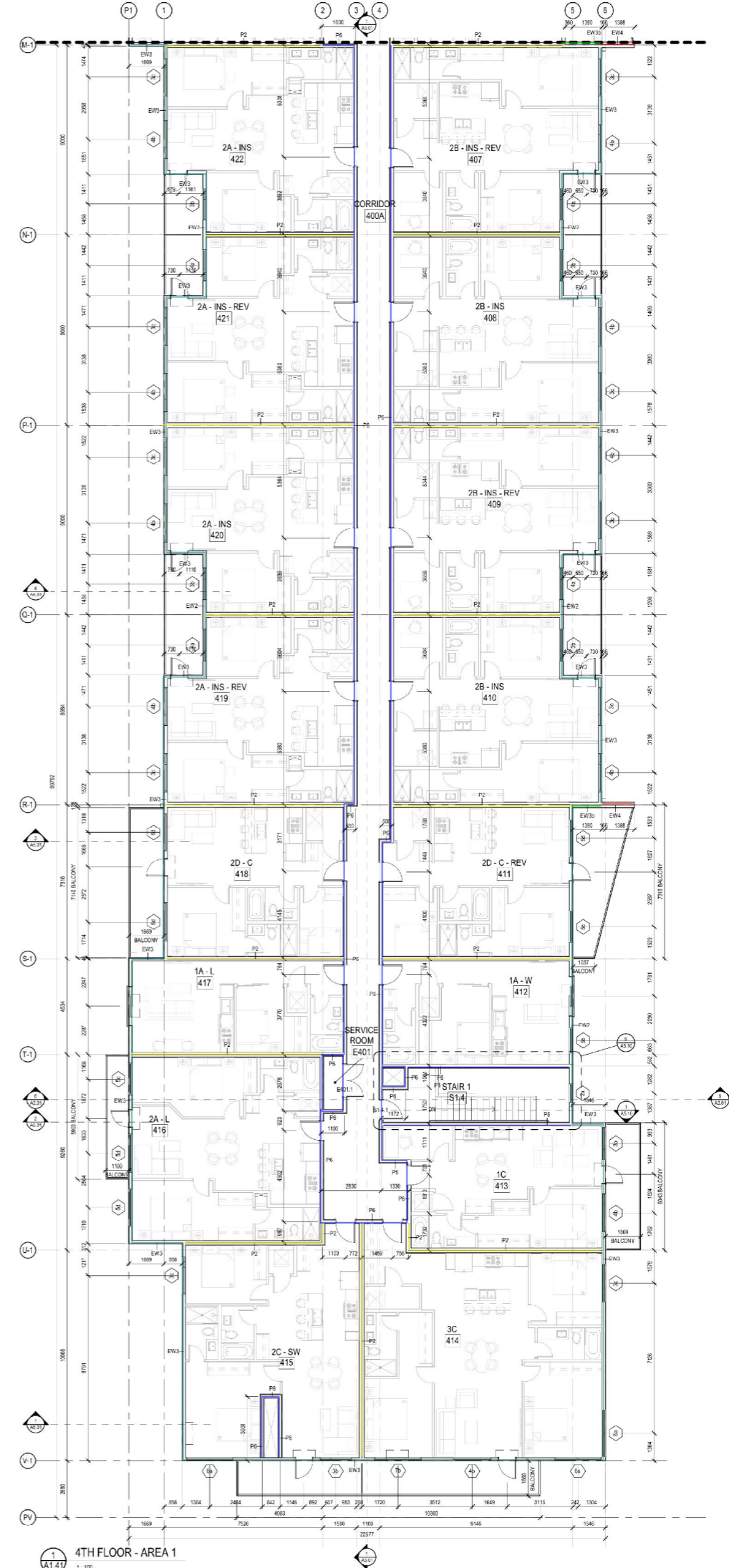
- P6
- Exterior walls
- EW3B
- EW4
- P2

- 150.2 M
- 175.8 M
- 3.2 M
- 3.2 M
- 136.4 M

- CEILING LEGEND**
- GYPSUM BOARD CEILING ON METAL FRAMING @ 360 BELOW STRUCTURE
 - GYPSUM BOARD CEILING ON METAL FRAMING @ 300 BELOW STRUCTURE
 - GYPSUM BOARD CEILING @ US STRUCTURE
 - GYPSUM BOARD CEILING @ US STRUCTURE
 - 600 x 1200 ACT @ 2438
 - PREFINISHED METAL SOFFIT @ US BALCONY
 - EXPANSION JOINT



2 4TH FLOOR RCP - AREA 1
A1.41
1:100



1 4TH FLOOR - AREA 1
A1.41
1:100



**KINDRACHUK
AGREY
ARCHITECTURE**
120 - 616 MAIN STREET
SASKATOON, SASKATCHEWAN
CANADA, S7H 0J6
306.624.2100
DESIGN@KAA.CA

CONSULTANT

SEAL - PERMIT



NO	DATE	REVISION
0	23.02.20	ISSUED FOR BUILDING PERMIT



**SoSA APARTMENTS
MERIDIAN DEVELOPMENT**
250 HUNTER ROAD
SASKATOON, SASKATCHEWAN

4TH FLOOR PLAN
- AREA 1

PROJECT #: 2252

A1.41

GENERAL NOTES

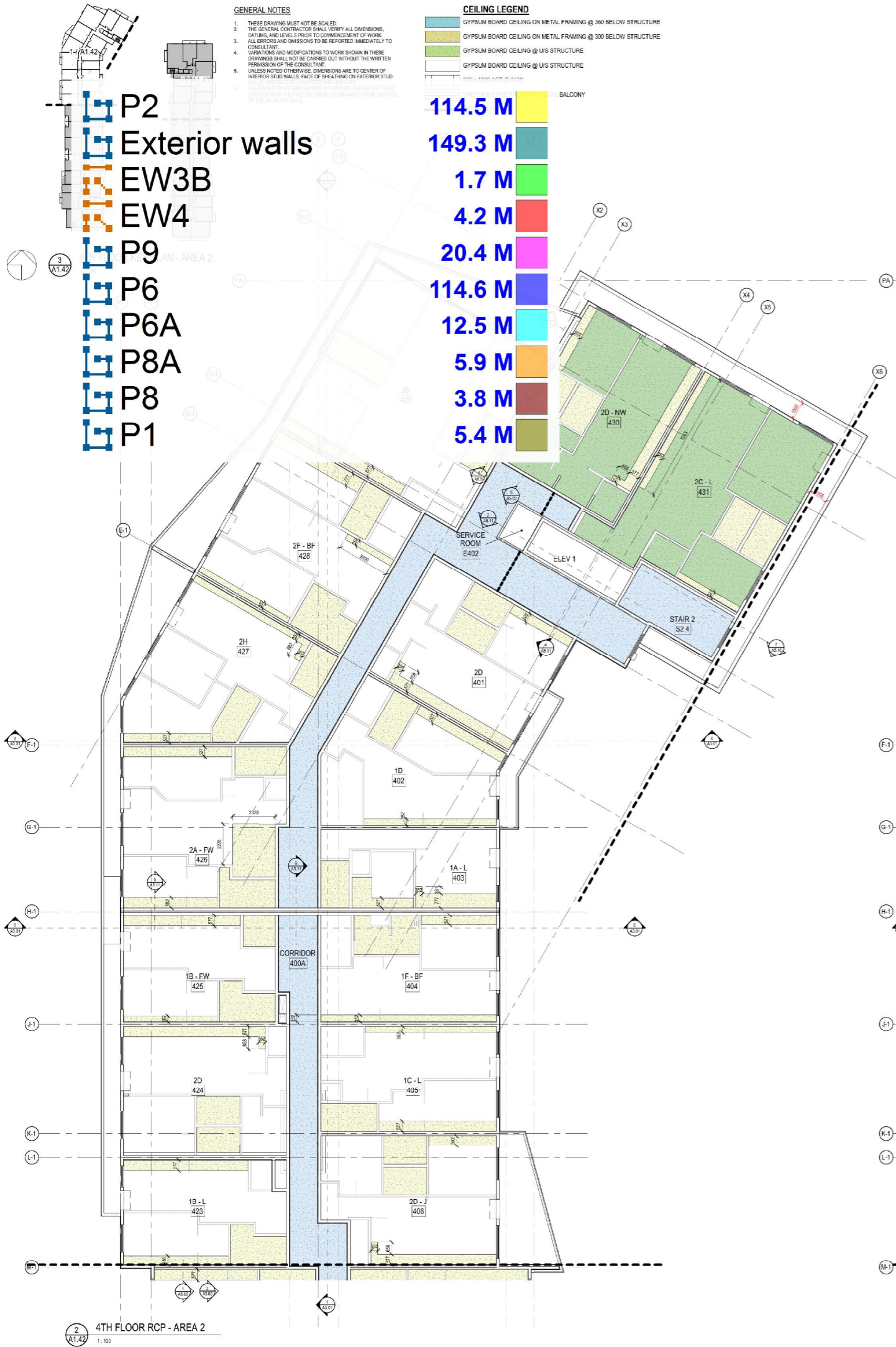
1. THESE DRAWING MUST NOT BE SCALED.
2. THE GENERAL CONTRACTOR SHALL VERIFY ALL DIMENSIONS, DATUMS, AND LEVELS PRIOR TO COMMENCEMENT OF WORK.
3. ALL ERRORS AND OMISSIONS TO BE REPORTED IMMEDIATELY TO CONSULTANT.
4. VARIATIONS AND MODIFICATIONS TO WORK SHOWN IN THESE DRAWINGS SHALL NOT BE CARRIED OUT WITHOUT THE WRITTEN PERMISSION OF THE CONSULTANT.
5. UNLESS NOTED OTHERWISE, DIMENSIONS ARE TO CENTER OF INTERIOR STUD WALLS, FACE OF SHEATHING ON EXTERIOR STUD.

CEILING LEGEND

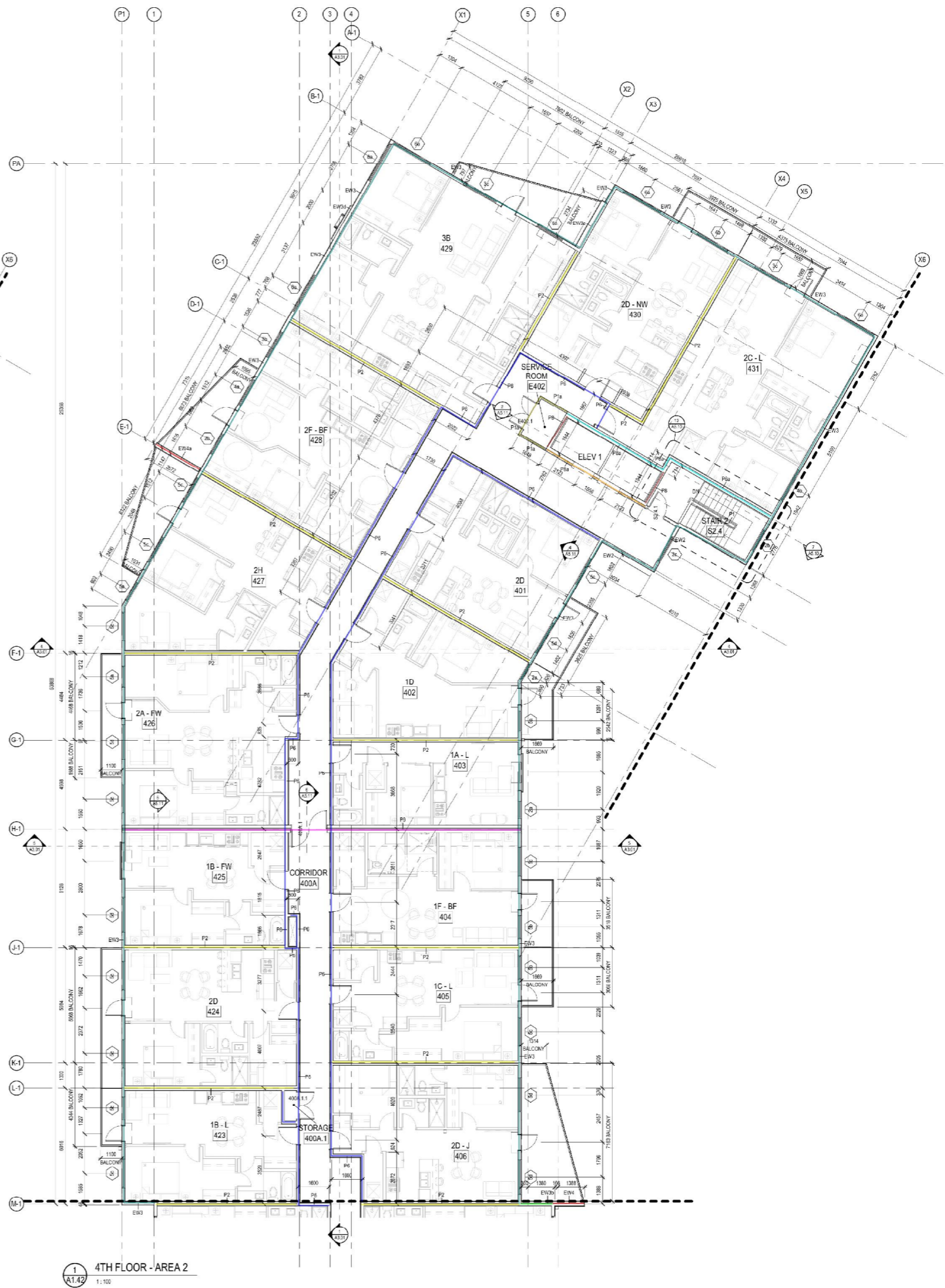
- GYPSON BOARD CEILING ON METAL FRAMING @ 300 BELOW STRUCTURE
- GYPSON BOARD CEILING ON METAL FRAMING @ 300 BELOW STRUCTURE
- GYPSON BOARD CEILING @ U/S STRUCTURE
- GYPSON BOARD CEILING @ U/S STRUCTURE

114.5 M	BALCONY
149.3 M	
1.7 M	
4.2 M	
20.4 M	
114.6 M	
12.5 M	
5.9 M	
3.8 M	
5.4 M	

- P2
- Exterior walls
- EW3B
- EW4
- P9
- P6
- P6A
- P8A
- P8
- P1



2 4TH FLOOR RCP - AREA 2
A1.42
1:100



1 4TH FLOOR - AREA 2
A1.42
1:100



**KINDRACHUK
AGREY
ARCHITECTURE**

120 - 616 MAIN STREET
SASKATOON, SASKATCHEWAN
CANADA, S7H 0J6
306.694.2100
DESIGN@KAA.CA

CONSULTANT

SEAL - PERMIT



0	2022-03	ISSUED FOR BUILDING PERMIT
NO	DATE	REVISION



**SoSA APARTMENTS
MERIDIAN DEVELOPMENT**

250 HUNTER ROAD
SASKATOON, SASKATCHEWAN

4TH FLOOR PLAN
- AREA 2

PROJECT #: 2252

A1.42

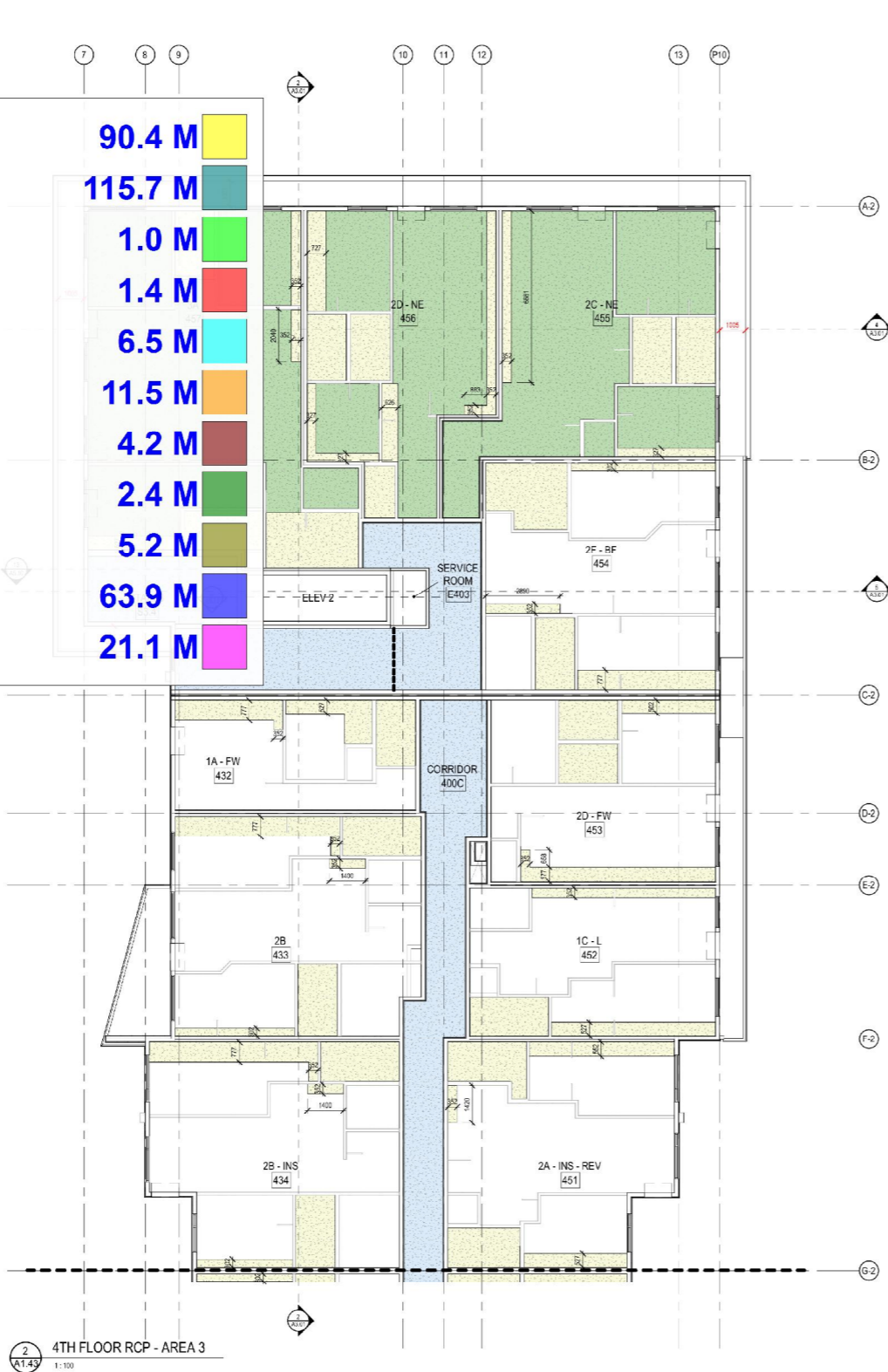
GENERAL NOTES

1. THESE DRAWINGS MUST NOT BE SCALED.
2. THE GENERAL CONTRACTOR SHALL VERIFY ALL DIMENSIONS, DATUMS, AND LEVELS PRIOR TO COMMENCEMENT OF WORK.
3. ALL ERRORS AND OMISSIONS TO BE REPORTED IMMEDIATELY TO CONSULTANT.
4. VARIATIONS AND MODIFICATIONS TO WORK SHOWN IN THESE DRAWINGS SHALL NOT BE CARRIED OUT WITHOUT THE WRITTEN PERMISSION OF THE CONSULTANT.

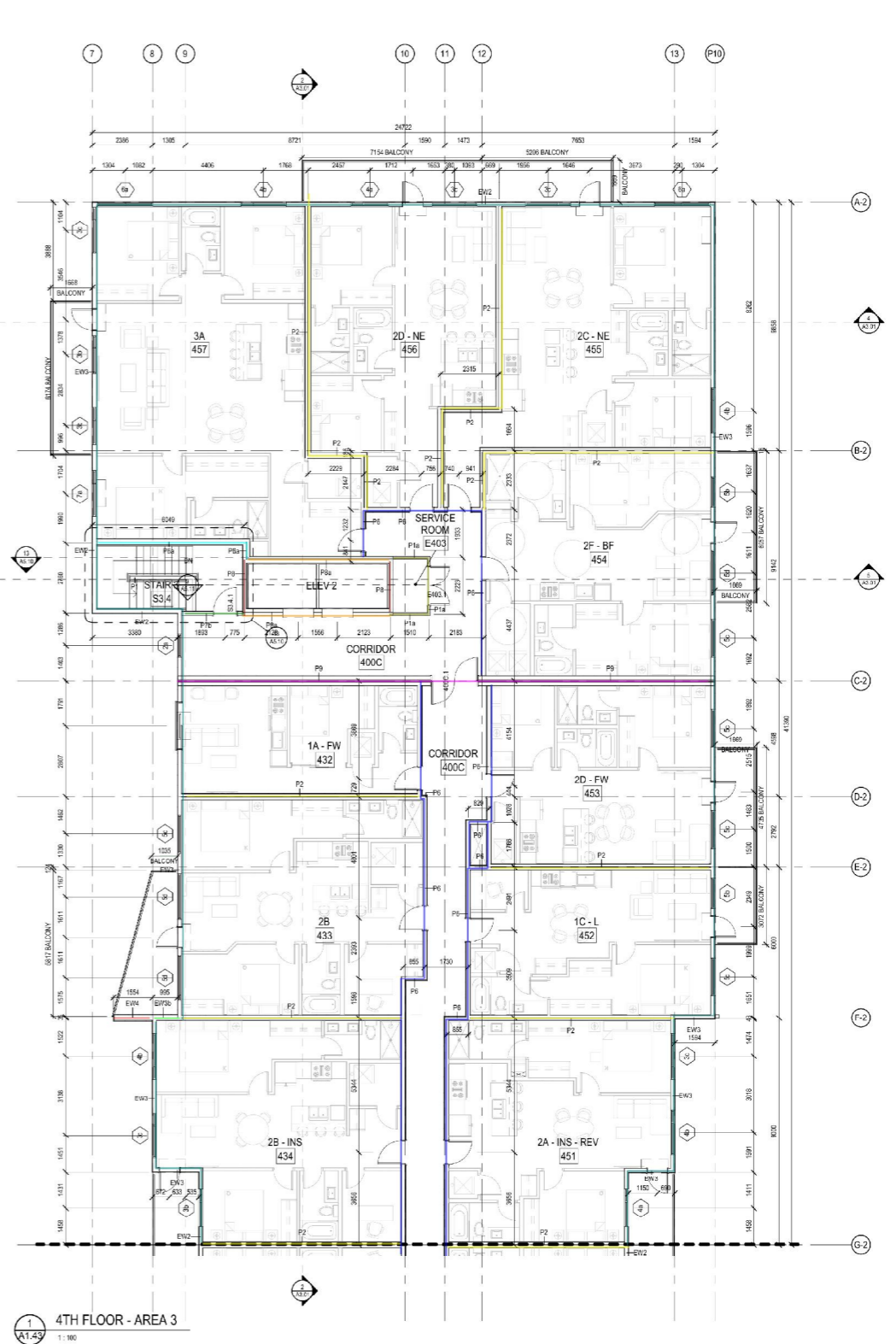
CEILING

- GYPSUM B4
- GYPSUM B4
- GYPSUM B4
- GYPSUM B4
- 600 x 1200
- PREFINISH
- EXPANSION JOINT

4TH
A1.43
1:100



2
A1.43
4TH FLOOR RCP - AREA 3
1:100



1
A1.43
4TH FLOOR - AREA 3
1:100



**KINDRACHUK
AGREY
ARCHITECTURE**

120 - 616 MAIN STREET
SASKATOON, SASKATCHEWAN
CANADA, S7N 0J6
306.694.2100
DESIGN@KAA.CA

CONSULTANT

SEAL - PERMIT



NO.	DATE	ISSUED FOR BUILDING PERMIT	REVISION



**SoSA APARTMENTS
MERIDIAN DEVELOPMENT**

250 HUNTER ROAD
SASKATOON, SASKATCHEWAN

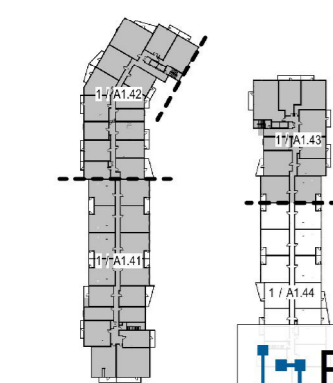
4TH FLOOR PLAN
- AREA 3

PROJECT #: 2252

A1.43

GENERAL NOTES

1. THESE DRAWINGS MUST NOT BE SCALED.
2. THE GENERAL CONTRACTOR SHALL VERIFY ALL DIMENSIONS, DATUMS, AND LEVELS PRIOR TO COMMENCEMENT OF WORK.
3. ALL ERRORS AND OMISSIONS TO BE REPORTED IMMEDIATELY TO CONSULTANT.
4. VARIATIONS AND MODIFICATIONS TO WORK SHOWN IN THESE DRAWINGS SHALL NOT BE CARRIED OUT WITHOUT THE WRITTEN PERMISSION OF THE CONSULTANT.
5. UNLESS NOTED OTHERWISE, DIMENSIONS ARE TO CENTER OF INTERIOR (FIN) WALLS, FACE OF SHEATHING ON EXTERIOR STUD WALLS, AND FACE OF CONCRETE AND MASONRY.
6. UNLESS NOTED OR DIMENSIONED OTHERWISE, DOORS ARE TO BE LOCATED WITH THE FACE OF FRAME 100 MM AWAY FROM THE FACE OF THE ADJACENT WALL.

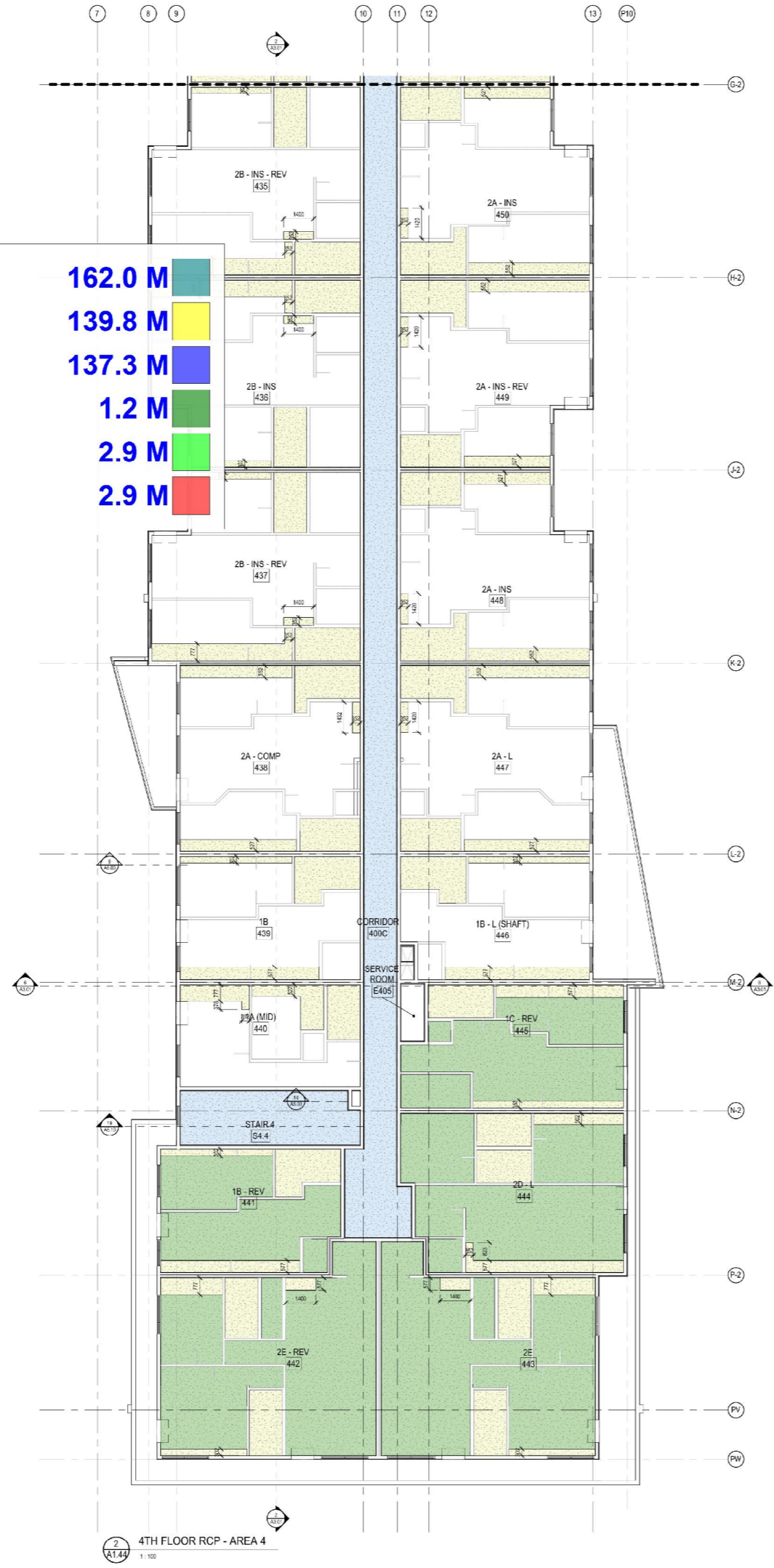


3 4TH FLOOR KEY PLAN
A1.44
1:1000

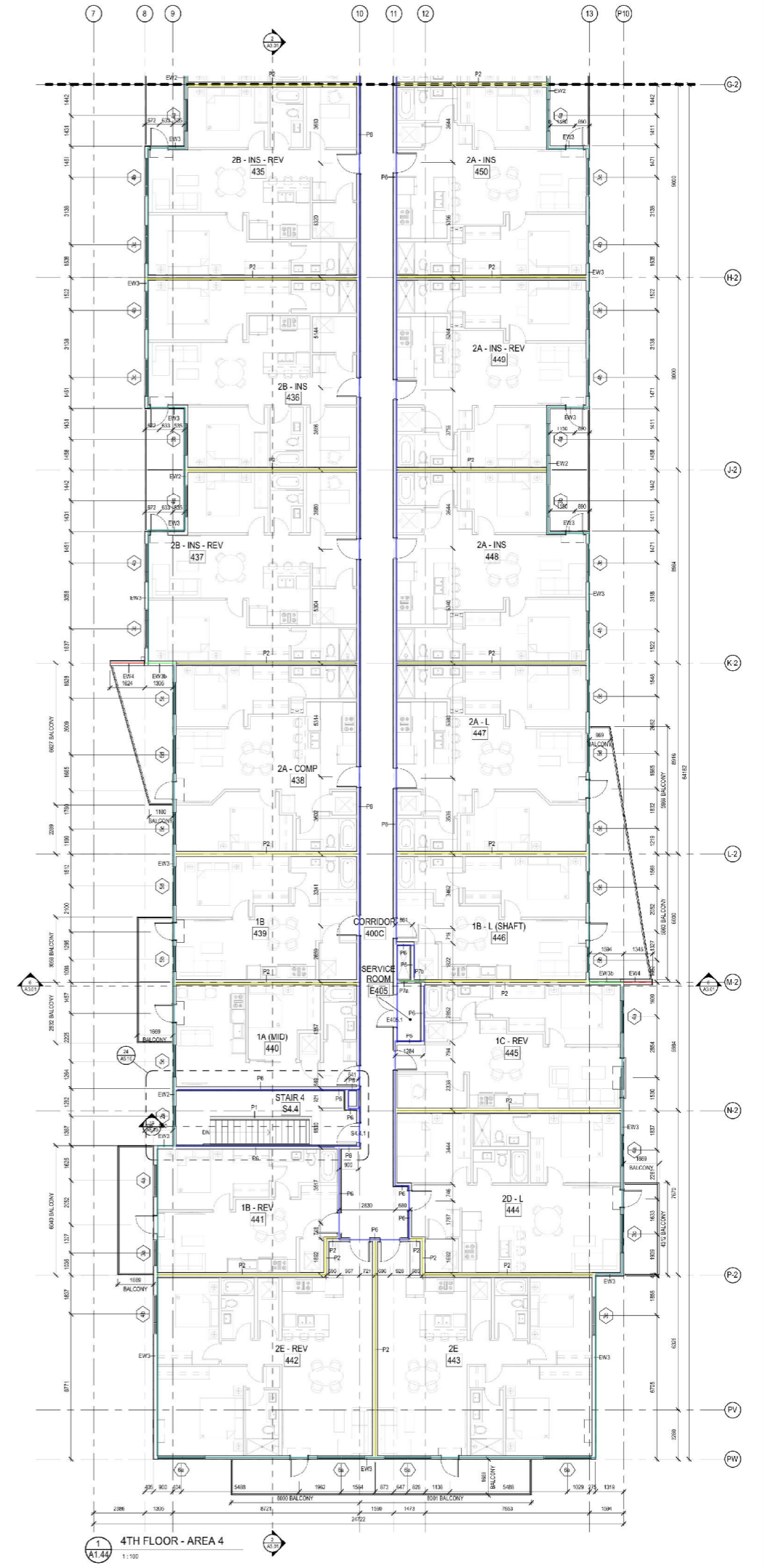
- Exterior walls
- P2
- P6
- P7B
- EW3B
- EW4

- 162.0 M
- 139.8 M
- 137.3 M
- 1.2 M
- 2.9 M
- 2.9 M

- CEILING LEGEND**
- GYPSUM BOARD CEILING ON M...
 - GYPSUM BOARD CEILING ON M...
 - GYPSUM BOARD CEILING @ U/S
 - GYPSUM BOARD CEILING @ U/S STRUCTURE
 - 600 x 1200 ACT @ 2438
 - PREFINISHED METAL SOFFIT @ U/S BALCONY
 - EXPANSION JOINT



2 4TH FLOOR RCP - AREA 4
A1.44
1:100



1 4TH FLOOR - AREA 4
A1.44
1:100

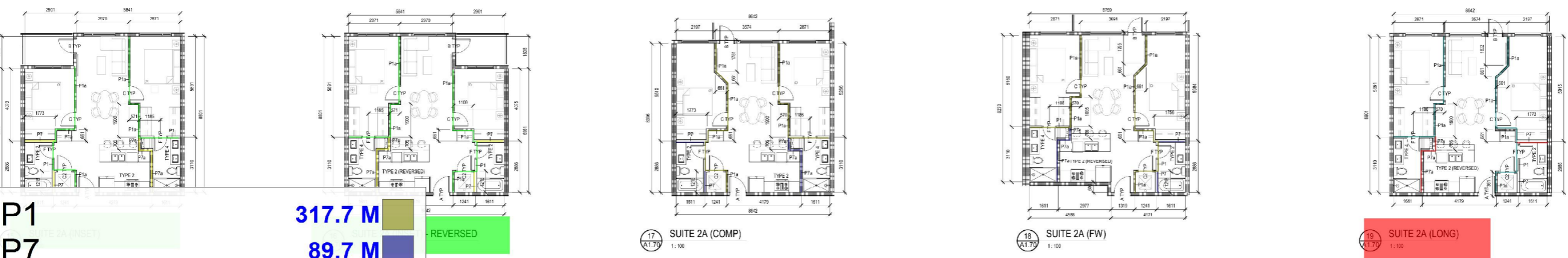
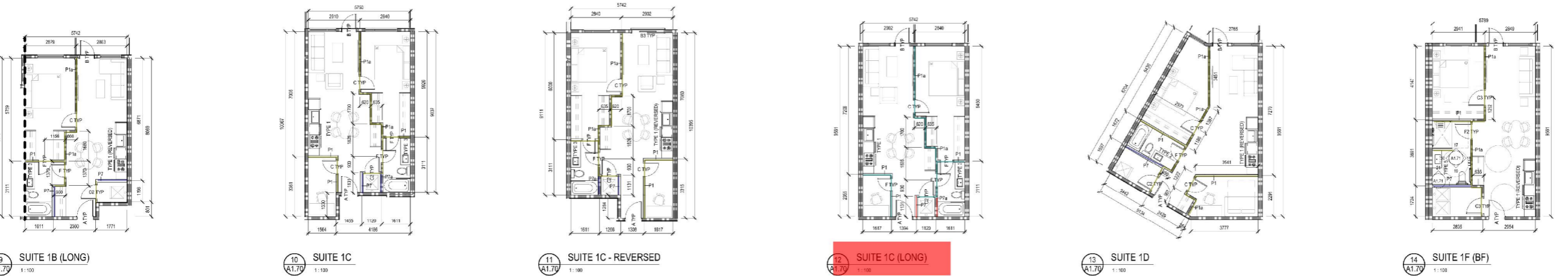
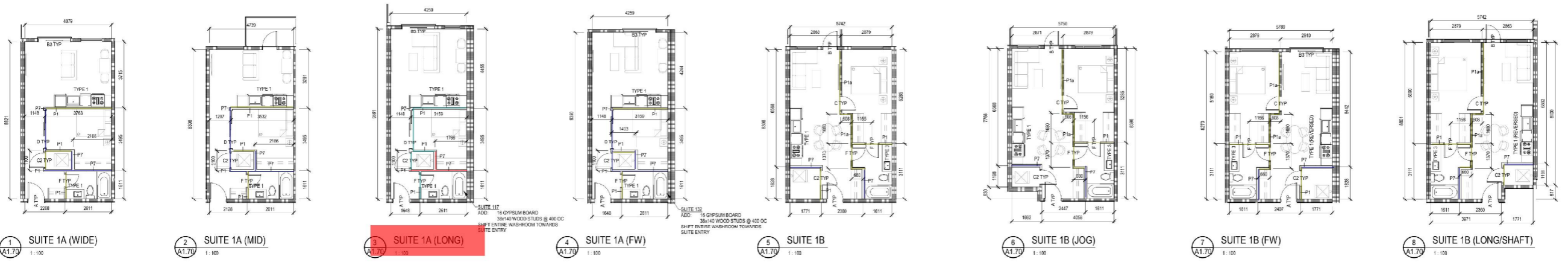


NO.	DATE	ISSUED FOR BUILDING PERMIT	REVISION
0	2022-03		



**SoSA APARTMENTS
MERIDIAN DEVELOPMENT**
250 HUNTER ROAD
SASKATOON, SASKATCHEWAN

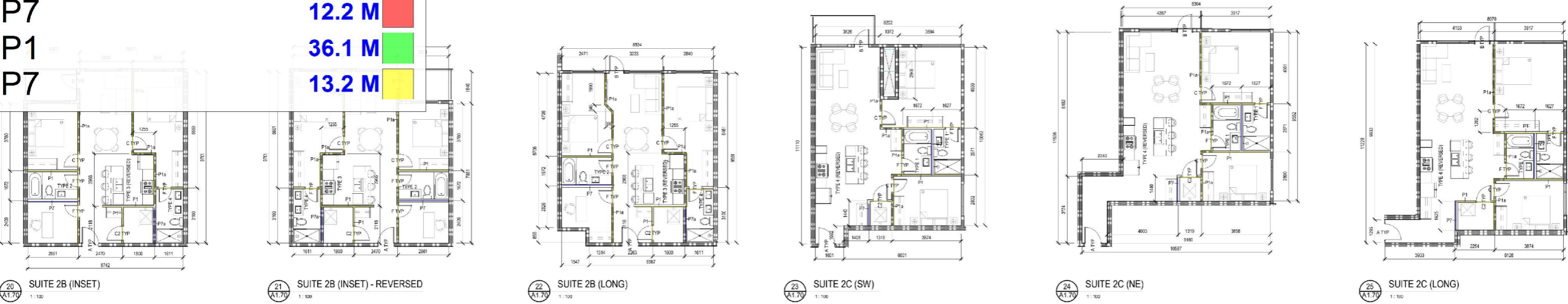
4TH FLOOR PLAN
- AREA 4

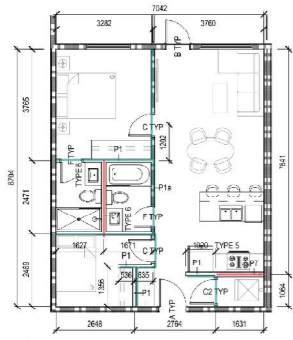


P1
 P7
 P1
 P7
 P1
 P7

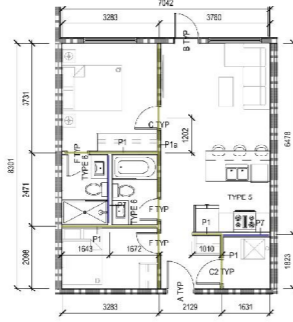
317.7 M
 89.7 M
 45.3 M
 12.2 M
 36.1 M
 13.2 M

REVERSED

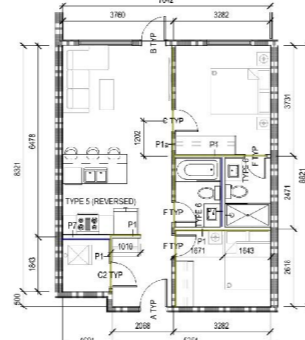




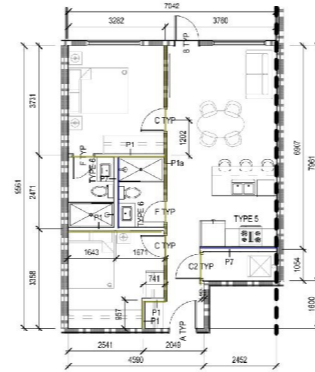
1 SUITE 2D
A1.7.1
1:100



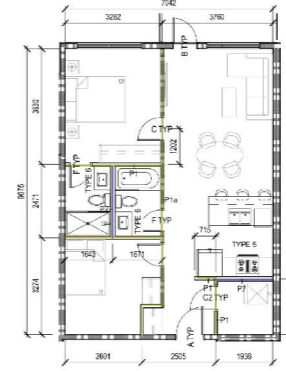
2 SUITE 2D (COMP)
A1.7.1
1:100



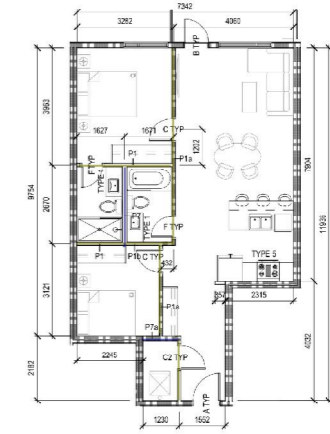
3 SUITE 2D (COMP) - REVERSED
A1.7.1
1:100



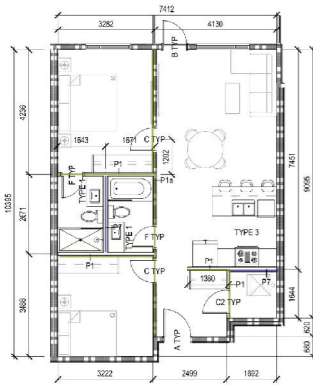
4 SUITE 2D (JOG)
A1.7.1
1:100



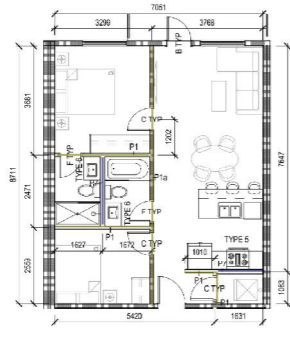
5 SUITE 2D (NW)
A1.7.1
1:100



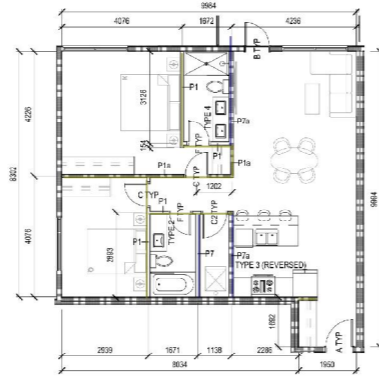
6 SUITE 2D (NE)
A1.7.1
1:100



7 SUITE 2D (LONG)
A1.7.1
1:100



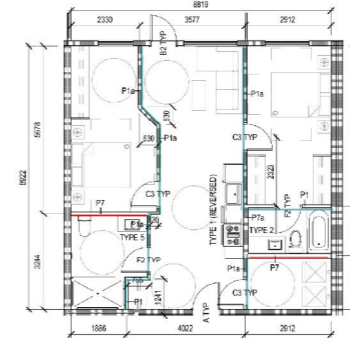
8 SUITE 2D (FW)
A1.7.1
1:100



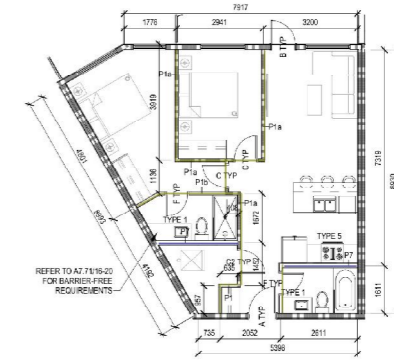
9 SUITE 2E
A1.7.1
1:100



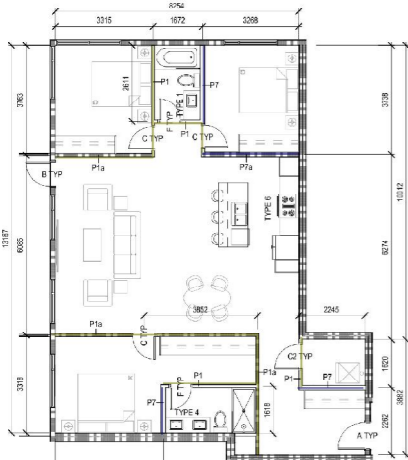
10 SUITE 2E - REVERSED
A1.7.1
1:100



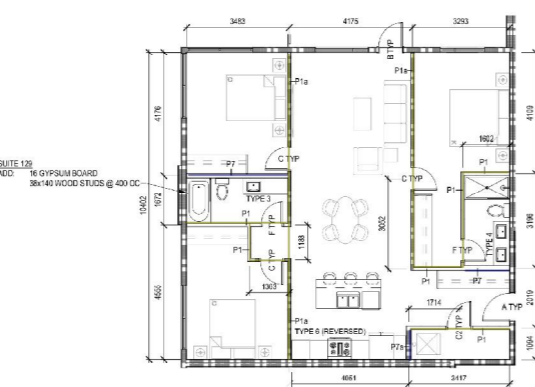
11 SUITE 2F (BF)
A1.7.1
1:100



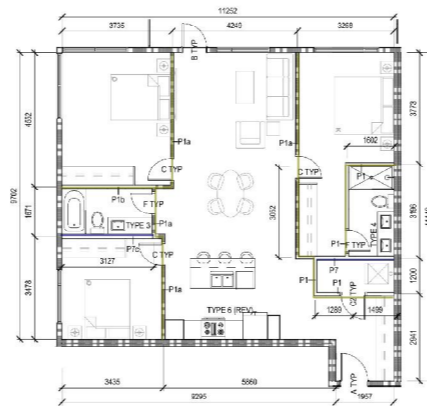
12 SUITE 2H
A1.7.1
1:100



P1
P7
P1
P7



277.0 M
74.3 M
39.3 M
9.5 M



15 SUITE 1C
A1.7.1
1:100

17 SUITE 1BF ELEVATION
A1.7.1
1:50

18 SUITE 1BF ELEVATION
A1.7.1
1:50

19 SUITE 1BF ELEVATION
A1.7.1
1:50

20 SUITE 1BF ELEVATION
A1.7.1
1:50

21 SUITE 1BF ELEVATION
A1.7.1
1:50

16 2ND FLOOR PLAN - OVERALL
A1.7.1
1:700



UNITS - SUMMARY & TOTALS

UNIT TYPE	COUNT	%
1BR	64	28%
2BR	152	67%
3BR	12	5%
TOTAL UNITS	228	100%

UNIT TYPE BREAK DOWN

UNIT	TYPE	Count	Area
1BR	1A (MD)	4	40 - 43 SQ.M. (428 - 463 SQ.FT.)
1BR	1A - FW	4	40 SQ.M. (430 SQ.FT.)
1BR	1A - L	4	41 - 43 SQ.M. (438 - 460 SQ.FT.)
1BR	1A - W	4	40 - 43 SQ.M. (428 - 463 SQ.FT.)
1BR	1B	4	48 SQ.M. (520 SQ.FT.)
1BR	1B - FW	4	48 SQ.M. (515 SQ.FT.)
1BR	1B - L	4	51 SQ.M. (548 SQ.FT.)
1BR	1B - L (SHAFT)	4	40 SQ.M. (528 SQ.FT.)
1BR	1B - REV	4	48 SQ.M. (520 SQ.FT.)
1BR	1C	4	54 SQ.M. (582 SQ.FT.)
1BR	1C - L	4	56 SQ.M. (604 SQ.FT.)
1BR	1C - REV	4	56 SQ.M. (604 SQ.FT.)
1BR	1D	4	59 SQ.M. (639 SQ.FT.)
1BR	1F - BF	4	55 SQ.M. (596 SQ.FT.)
1BR	2A - COMP	4	73 SQ.M. (780 SQ.FT.)
2BR	2A - FW	4	75 SQ.M. (807 SQ.FT.)
2BR	2A - IN	16	79 SQ.M. (854 SQ.FT.)
2BR	2A - IN - REV	16	79 SQ.M. (854 SQ.FT.)
2BR	2A - L	4	73 SQ.M. (771 SQ.FT.)
2BR	2A - L - REV	4	73 SQ.M. (771 SQ.FT.)
2BR	2A - L	4	76 SQ.M. (822 SQ.FT.)
2BR	2B	4	80 SQ.M. (863 SQ.FT.)
2BR	2B - INS	16	79 SQ.M. (855 SQ.FT.)
2BR	2B - INS - REV	16	79 SQ.M. (855 SQ.FT.)
2BR	2C - L	4	89 SQ.M. (961 SQ.FT.)
2BR	2C - NE	4	86 SQ.M. (921 SQ.FT.)
2BR	2C - SW	4	82 SQ.M. (884 SQ.FT.)
2BR	2C	4	81 - 82 SQ.M. (861 - 872 SQ.FT.)
2BR	2D - C	4	58 SQ.M. (629 SQ.FT.)
2BR	2D - C - REV	4	61 SQ.M. (657 SQ.FT.)
2BR	2D - FW	4	61 - 62 SQ.M. (661 - 672 SQ.FT.)
2BR	2D - J	4	63 SQ.M. (682 SQ.FT.)
2BR	2D - L	4	74 SQ.M. (799 SQ.FT.)
2BR	2D - NE	4	73 SQ.M. (786 SQ.FT.)
2BR	2D - NW	4	68 SQ.M. (731 SQ.FT.)
2BR	2E	4	85 SQ.M. (920 SQ.FT.)
2BR	2E - REV	4	86 SQ.M. (925 SQ.FT.)
2BR	2F - BF	4	79 SQ.M. (847 SQ.FT.)
2BR	2H	4	70 SQ.M. (753 SQ.FT.)
3BR	3A	4	117 SQ.M. (1261 SQ.FT.)
3BR	3B	4	114 SQ.M. (1228 SQ.FT.)
3BR	3C	4	112 SQ.M. (1206 SQ.FT.)